

COMPOSITE SITE PLAN

SCALE: 1" = 40'-0"

NOT DSA APPROVED

PARKING (VISITOR AND STAFF)

128	TOTAL PARKING STALLS
123	STANDARD PARKING STALLS
3	ACCESSIBLE PARKING STALL
2	VAN ACCESSIBLE PARKING STALL


ACCESSIBLE PARKING RATIO

- CONTRACTORS BIDDING OR PERFORMING WORK SHALL VERIFY THE CONDITIONS OF THE SITE, INCLUDING ACCESS BEFORE SUBMITTING BID OR COMMENCING WORK AND SHALL NOTIFY THE ARCHITECT OF ANY DISCREPANCIES FOR PROMPT DIRECTION.
- THE EXISTENCE AND LOCATION OF EXISTING UNDERGROUND UTILITIES OR STRUCTURES INDICATED OR NOT ON THE DRAWINGS ARE OBTAINED BY SEARCH OF AVAILABLE RECORDS. IT IS THE CONTRACTOR'S RESPONSIBILITY TO VERIFY EXACT LOCATIONS. THE CONTRACTOR IS REQUIRED TO TAKE PRECAUTIONARY MEASURES TO PROTECT THE UTILITIES AND OTHER STRUCTURES. ANY DAMAGE SHALL BE PROMPTLY RESTORED TO THE OWNER'S SATISFACTION.
- REFERENCE CIVIL, PLUMBING, MECHANICAL AND ELECTRICAL DRAWINGS FOR ALL UNDERGROUND UTILITY WORK TO BE COMPLETED IN THIS CONTRACT.
- GENERAL CONTRACTOR TO COORDINATE ALL PHASING AND UTILITY INTERRUPTIONS OF THIS PROJECT WITH THE OWNER AND ARCHITECT AS TO DO THE LEAST POSSIBLE INTERRUPTIONS. (AS-REQUIRED).
- PROVIDE CONSTRUCTION BARRICADES AS REQUIRED TO PROTECT THE PUBLIC'S HEALTH AND SAFETY INCLUDING WORK UNDER CONSTRUCTION TO THE REQUIREMENTS OF THE OWNER. COVER OPEN TRENCHES WITH ADEQUATE SOLID MATERIAL.
- EXCAVATION AND TRENCHING SHALL COMPLY WITH THE REQUIREMENTS OF THE TESTING LAB AND JURISDICTIONAL REQUIREMENTS AT THE TIME WORK COMMENCES AND UP TO COMPLETION OF THE WORK.
- ALL N.I.C. ITEMS INDICATED ON PLAN ARE NOT A PART OF THIS APPROVAL.

AREA 1 (BUILDING 'C'):	
TOTAL OCCUPANCY:	311 occ
REQUIRED:	311 occ x 5 sq ft = 1,555 sq ft
PROVIDED:	1,800 sq ft
AREA 2 (BUILDINGS 'A', 'D', 'E', 'F', AND 'H'):	
TOTAL OCCUPANCY:	942 occ
REQUIRED:	942 occ x 5 sq ft = 4,710 sq ft
PROVIDED:	5,225 sq ft
AREA 3 (BUILDINGS 'B', 'G', 'H', AND MODULARS):	
TOTAL OCCUPANCY:	2,143 occ
REQUIRED:	2,143 occ x 5 sq ft = 10,715 sq ft
PROVIDED:	10,800 sq ft

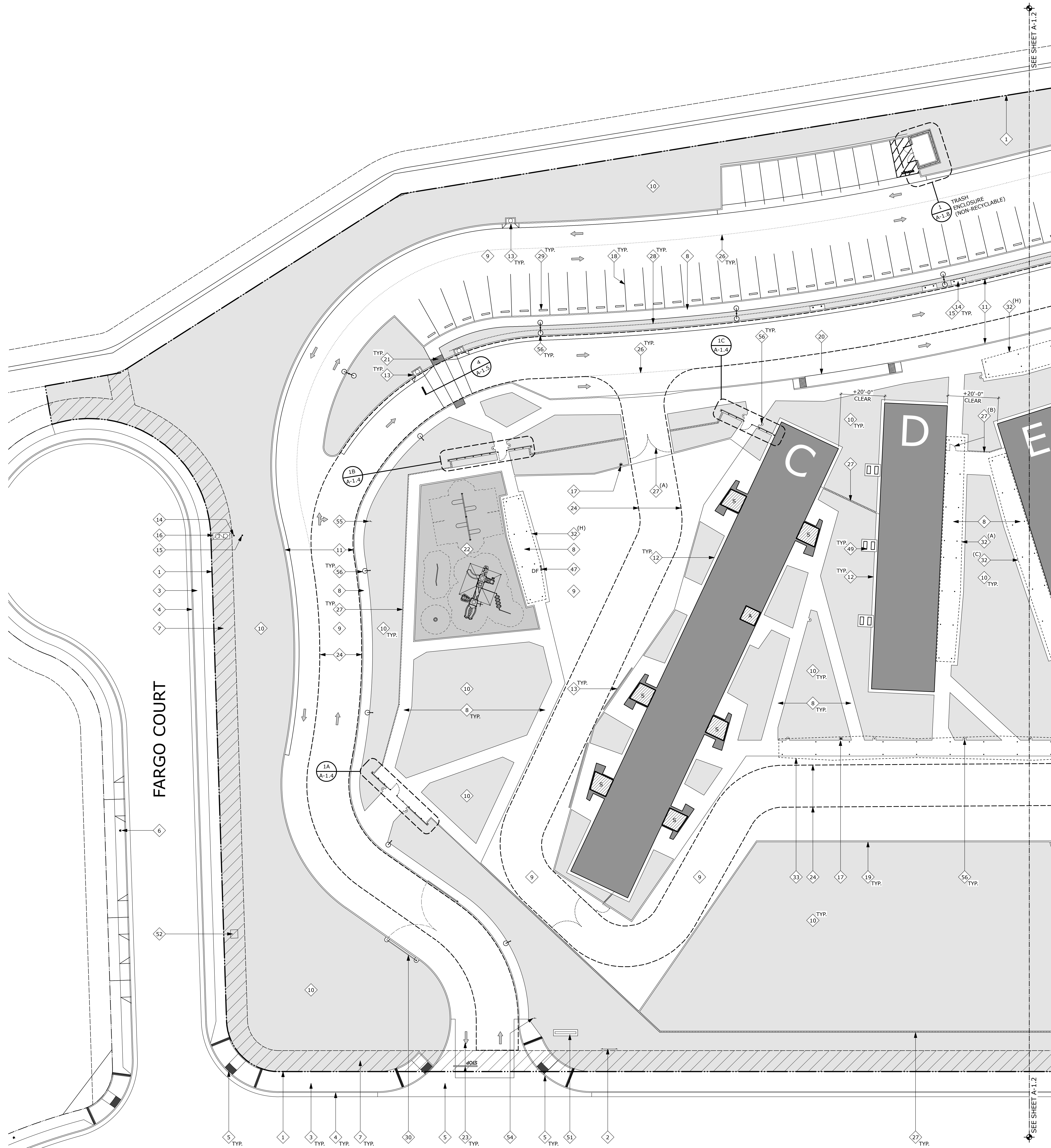
AREA OF SAFE DISPERSAL

SITE PLAN GENERAL NOTES



CORRAL HOLLOW  
ELEMENTARY SCHOOL  
TRACY, CA  
JEFFERSON SCHOOL DISTRICT

COMPOSITE SITE PLAN



1  
SCALE: 1" = 20'-0"

1. CONTRACTORS BIDDING OR PERFORMING WORK SHALL VERIFY THE CONDITIONS OF THE SITE, INCLUDING ACCESS BEFORE SUBMITTING BID OR COMMENCING WORK AND SHALL NOTIFY THE ARCHITECT OF ANY DISCREPANCIES FOR PROMPT DIRECTION.
2. THE EXISTENCE AND LOCATION OF EXISTING UNDERGROUND UTILITIES OR STRUCTURES INDICATED OR NOT ON THE DRAWINGS ARE OBTAINED BY SEARCH OF AVAILABLE RECORDS. IT IS THE CONTRACTOR'S RESPONSIBILITY TO VERIFY EXACT LOCATIONS. THE CONTRACTOR IS REQUIRED TO TAKE PRECAUTIONARY MEASURES TO PROTECT THE UTILITIES AND OTHER STRUCTURES. ANY DAMAGE SHALL BE PROMPTLY RESTORED TO THE OWNERS SATISFACTION.
3. REFERENCE CIVIL, PLUMBING, MECHANICAL AND ELECTRICAL DRAWINGS FOR ALL UNDERGROUND UTILITY WORK TO BE COMPLETED IN THIS CONTRACT.
4. PROVIDE CONSTRUCTION BARRICADES AS REQUIRED TO PROTECT THE PUBLIC'S HEALTH AND SAFETY INCLUDING WORK UNDER CONSTRUCTION TO THE REQUIREMENTS OF THE OWNER. COVER OPEN TRENCHES WITH ADEQUATE SOLID MATERIAL.
5. EXCAVATION AND TRENCHING SHALL COMPLY WITH THE REQUIREMENTS OF THE TESTING LAB AND JURISDICTIONAL REQUIREMENTS AT THE TIME WORK COMMENCES AND UP TO COMPLETION OF THE WORK.

SITE PLAN GENERAL NOTES

1. PROPERTY LINE
2. TEMPORARY PROJECT SIGN PER DETAIL 1/A-1.6
3. PUBLIC SIDEWALK AND/OR PARKWAY (NIC)
4. PUBLIC CURB AND/OR GUTTER (NIC)
5. PUBLIC DRIVE APRON AND/OR CROSSWALK CURB CUT (NIC)
6. PUBLIC FIRE HYDRANT (NIC)
7. 10' WIDE PUE (PUBLIC UTILITY EASEMENT) LOCATED ON SCHOOL PROPERTY (INDICATED WITH HATCH)
8. CONCRETE PAVING PER DETAIL CIVIL DRAWINGS. CONCRETE CONTROL AND SCORE JOINTS PER DETAIL 3/A-1.7 AND CIVIL DRAWINGS
9. ASPHALT CONCRETE PAVING (AC) PER CIVIL DRAWINGS
10. PLANTING AREA PER CIVIL AND LANDSCAPE DRAWINGS
11. CONCRETE CURB AND/OR GUTTER PER CIVIL DRAWINGS
12. CONCRETE BUILDING HEADER PER DETAIL 5/A-1.7 AND CIVIL DRAWINGS
13. DRAINAGE INLET/CATCH BASIN/AREA DRAIN/TRENCH DRAIN PER CIVIL DRAWINGS
14. POST INDICATOR VALVE (PIV) PER DETAIL 4/A-0.1 AND CIVIL DRAWINGS
15. FIRE DEPARTMENT CONNECTION (FDC) AND CHECK VALVE (CV) PER CIVIL DRAWINGS
16. DETECTOR CHECK (DC) PER CIVIL DRAWINGS
17. FIRE HYDRANT PER DETAIL 4/A-0.1 AND CIVIL DRAWINGS
18. PARKING LOT STRIPING PER CIVIL DRAWINGS
19. CONCRETE HEADER AT EDGE OF AC PAVING/LANDSCAPING/DECOMPOSED GRANITE PER DETAIL 3/A-1.7 AND CIVIL DRAWINGS
20. ACCESSIBLE DROP-OFF ZONE PER DETAIL 6/A-1.5 AND CIVIL DRAWINGS
21. DETECTABLE WARNING PAVERS PER DETAIL 8/A-1.5
22. RUBBERIZED PLAY AREA PER CIVIL DRAWINGS AND PLAY EQUIPMENT
23. DIRECTIONAL ARROWS/TRAFFIC SIGNAGE PER DETAIL 7/A-1.5 AND CIVIL DRAWINGS (VERIFY IF CIVIL DRAWINGS)
24. 20'-0" WIDE FIRE ACCESS LANE PER CIVIL DRAWINGS
25. FLAGPOLE PER DETAIL 3/A-1.6
26. TRAFFIC LANE STRIPING PER SPECIFICATIONS
27. WELDED WIRE FENCE/GATE/VEHICLE GATE PER DETAIL 1/A-1.7, (A) INDICATES VEHICLE GATE AND (B) INDICATES SINGLE GATE
28. CABLE SAFETY FENCE PER DETAIL 9/A-1.5
29. WHEEL STOP PER DETAIL 3/A-1.5
30. SCHOOL ACCESS GATE PER DETAIL 5/A-0.1
31. CONCRETE PLANTER WALL PER DETAIL 1/A-1.12 - (A), (B), (C), (D) AND (E) INDICATES PLANTER WALL TYPE INDICATED ON DETAIL
32. COVERED WALKWAY PER DETAIL 1/A-1.10 - (A), (B), (C), (D), (E), (F), (G) AND (H) INDICATES COVERED WALKWAY TYPE INDICATED ON DETAIL
33. COVERED WALKWAY PER DETAIL 1/A-1.11
34. LUNCH CANOPY PER DETAIL 1/A-3.8
35. MODULAR CLASSROOM BUILDING (LONG TERM) PER PC APPROVED DRAWINGS, A# 04-103044
36. MODULAR RESTROOM BUILDING (LONG TERM) PER PC APPROVED DRAWINGS, A# 04-102029
37. FUTURE MODULAR DAYCARE BUILDINGS, STUB ALL UTILITIES PER PLANS
38. TREE GRATE PER DETAIL 2/A-1.6 AND LANDSCAPE DRAWINGS
39. BASKETBALL/VOLLEYBALL COURT PER DETAIL 5/A-1.6
40. TETHERBALL PER DETAIL 4A/A-1.6
41. BALLWALL GAME LINES PER DETAIL 8/A-1.6
42. HOPSCOTCH GAME LINES PER DETAIL 4B/A-1.6
43. FOUR SQUARE GAME LINES PER DETAIL 4C/A-1.6
44. SLIDE PER SPECIFICATIONS
45. BUILDING STAIR, REFERENCE BUILDING 'A' AND 'B' FLOOR PLANS
46. RAIN COLLECTION BARRELS PER DETAIL 10/A-1.6
47. DRINKING FOUNTAIN PER PLUMBING DRAWINGS. FOR "PEDESTAL" DRINKING FOUNTAIN REFER TO DETAIL 7/A-1.16. FOR "HI-LO" DRINKING FOUNTAIN REFER TO DETAIL 1/A-3.5.
48. RAISED PLANTER BOXES
49. CONDENSING UNIT AND CAGE PER MECHANICAL DRAWINGS
50. DECOMPOSED GRANITE RUNNING TRACK PER CIVIL AND LANDSCAPE DRAWINGS
51. MARQUEE
52. WATER METER PER CIVIL DRAWINGS
53. BIKE RACK PER SPECIFICATIONS
54. "FIRE LANE ENTRY" / "TOW-AWAY" SIGN PER DETAIL 5A/A-1.5
55. "DISTRICT GUIDELINES" SIGN PER DETAIL 5D/A-1.5
56. SITE LIGHTING PER ELECTRICAL DRAWINGS
57. FIRE RISER PER FIRE PROTECTION DRAWINGS

SITE PLAN KEYNOTES

- BUILDING OUTLINE, SEE SHEET A-0.1 FOR BUILDING DATA
- LOCATION OF BUILDING RESTROOMS AND DRINKING FOUNTAINS  
(B) BOYS, (G) GIRLS, (M) MEN, (W) WOMEN  
(A) ADULT UNISEX, (S) STUDENT UNISEX, (DF) DRINKING FOUNTAIN
- PLAN KEYNOTES
- DETAIL NUMBER
- SHEET NUMBER

SITE PLAN SYMBOLS

NOT DSA APPROVED

CORRAL HOLLOW  
ELEMENTARY SCHOOL  
TRACY, CA  
JEFFERSON SCHOOL DISTRICT

PARTIAL SITE PLAN

www.pjhm.com

LICENSED ARCHITECT  
PENNEB J. PENNEB  
NO. C28889  
REN. 3/21  
STATE OF CALIFORNIA



- CONTRACTORS BIDDING OR PERFORMING WORK SHALL VERIFY THE CONDITIONS OF THE SITE, INCLUDING ACCESS BEFORE SUBMITTING BID OR COMMENCING WORK AND SHALL NOTIFY THE ARCHITECT OF ANY DISCREPANCIES FOR PROMPT DIRECTION.
- THE EXISTENCE AND LOCATION OF EXISTING UNDERGROUND UTILITIES OR STRUCTURES INDICATED OR NOT ON THE DRAWINGS ARE OBTAINED BY SEARCH OF AVAILABLE RECORDS. IT IS THE CONTRACTOR'S RESPONSIBILITY TO VERIFY EXACT LOCATIONS. THE CONTRACTOR IS REQUIRED TO TAKE PRECAUTIONARY MEASURES TO PROTECT THE UTILITIES AND OTHER STRUCTURES. ANY DAMAGE SHALL BE PROMPTLY RESTORED TO THE OWNERS SATISFACTION.
- REFERENCE CIVIL, PLUMBING, MECHANICAL AND ELECTRICAL DRAWINGS FOR ALL UNDERGROUND UTILITY WORK TO BE COMPLETED IN THIS CONTRACT.
- PROVIDE CONSTRUCTION BARRICADES AS REQUIRED TO PROTECT THE PUBLIC'S HEALTH AND SAFETY INCLUDING WORK UNDER CONSTRUCTION TO THE REQUIREMENTS OF THE OWNER. COVER OPEN TRENCHES WITH ADEQUATE SOLID MATERIAL.
- EXCAVATION AND TRENCHING SHALL COMPLY WITH THE REQUIREMENTS OF THE TESTING LAB AND JURISDICTIONAL REQUIREMENTS AT THE TIME WORK COMMENCES AND UP TO COMPLETION OF THE WORK.

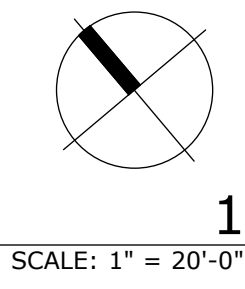
**SITE PLAN GENERAL NOTES**

- PROPERTY LINE
- TEMPORARY PROJECT SIGN PER DETAIL 1/A-1.6
- PUBLIC SIDEWALK AND/OR PARKWAY (NIC)
- PUBLIC CURB AND/OR GUTTER (NIC)
- PUBLIC DRIVE APRON AND/OR CROSSWALK CURB CUT (NIC)
- PUBLIC FIRE HYDRANT (NIC)
- 10' WIDE PUE (PUBLIC UTILITY EASEMENT) LOCATED ON SCHOOL PROPERTY (INDICATED WITH HATCH)
- CONCRETE PAVING PER DETAIL CIVIL DRAWINGS. CONCRETE CONTROL AND SCORE JOINTS PER DETAIL 3/A-1.7 AND CIVIL DRAWINGS
- ASPHALT CONCRETE PAVING (AC) PER CIVIL DRAWINGS
- PLANTING AREA PER CIVIL AND LANDSCAPE DRAWINGS
- CONCRETE CURB AND/OR GUTTER PER CIVIL DRAWINGS
- CONCRETE BUILDING HEADER PER DETAIL 5/A-1.7 AND CIVIL DRAWINGS
- DRAINAGE INLET/CATCH BASIN/AREA DRAIN/TRENCH DRAIN PER CIVIL DRAWINGS
- POST INDICATOR VALVE (PIV) PER DETAIL 4/A-0.1 AND CIVIL DRAWINGS
- FIRE DEPARTMENT CONNECTION (FDC) AND CHECK VALVE (CV) PER CIVIL DRAWINGS
- DETECTOR CHECK (DC) PER CIVIL DRAWINGS
- FIRE HYDRANT PER DETAIL 4/A-0.1 AND CIVIL DRAWINGS
- PARKING LOT STRIPING PER CIVIL DRAWINGS
- CONCRETE HEADER AT EDGE OF AC PAVING/LANDSCAPING/DECOMPOSED GRANITE PER DETAIL 3/A-1.7 AND CIVIL DRAWINGS
- ACCESSIBLE DROP-OFF ZONE PER DETAIL 6/A-1.5 AND CIVIL DRAWINGS
- DETECTABLE WARNING PAVERS PER DETAIL 8/A-1.5
- RUBBERIZED PLAY AREA PER CIVIL DRAWINGS AND PLAY EQUIPMENT
- DIRECTIONAL ARROWS/TRAFFIC SIGNAGE PER DETAIL 7/A-1.5 AND CIVIL DRAWINGS (VERIFY IF CIVIL DRAWINGS)
- 20'-0" WIDE FIRE ACCESS LANE PER CIVIL DRAWINGS
- FLAGPOLE PER DETAIL 3/A-1.6
- TRAFFIC LANE STRIPING PER SPECIFICATIONS
- WELDED WIRE FENCE/GATE/VEHICLE GATE PER DETAIL 1/A-1.7, (A) INDICATES VEHICLE GATE AND (B) INDICATES SINGLE GATE
- CABLE SAFETY FENCE PER DETAIL 9/A-1.5
- WHEEL STOP PER DETAIL 3/A-1.5
- SCHOOL ACCESS GATE PER DETAIL 5/A-0.1
- CONCRETE PLANTER WALL PER DETAIL 1/A-1.12 - (A), (B), (C), (D) AND (E) INDICATES PLANTER WALL TYPE INDICATED ON DETAIL
- COVERED WALKWAY PER DETAIL 1/A-1.10 - (A), (B), (C), (D), (E), (F), (G) AND (H) INDICATES COVERED WALKWAY TYPE INDICATED ON DETAIL
- COVERED WALKWAY PER DETAIL 1/A-1.11
- LUNCH CANOPY PER DETAIL 1/A-3.8
- MODULAR CLASSROOM BUILDING (LONG TERM) PER PC APPROVED DRAWINGS, A# 04-103044
- MODULAR RESTROOM BUILDING (LONG TERM) PER PC APPROVED DRAWINGS, A# 04-102029
- FUTURE MODULAR DAYCARE BUILDINGS, STUB ALL UTILITIES PER PLANS
- TREE GRATE PER DETAIL 2/A-1.6 AND LANDSCAPE DRAWINGS
- BASKETBALL/VOLLEYBALL COURT PER DETAIL 5/A-1.6
- TETHERBALL PER DETAIL 4/A-1.6
- BALLWALL GAME LINES PER DETAIL 8/A-1.6
- HOPSCOTCH GAME LINES PER DETAIL 4B/A-1.6
- FOUR SQUARE GAME LINES PER DETAIL 4C/A-1.6
- SLIDE PER SPECIFICATIONS
- BUILDING STAIR, REFERENCE BUILDING 'A' AND 'B' FLOOR PLANS
- RAIN COLLECTION BARRELS PER DETAIL 10/A-1.6
- DRINKING FOUNTAIN PER PLUMBING DRAWINGS. FOR "PEDESTAL" DRINKING FOUNTAIN REFER TO DETAIL 7/A-1.16. FOR "HI-LO" DRINKING FOUNTAIN REFER TO DETAIL 1/A-3.5.
- RAISED PLANTER BOXES
- CONDENSING UNIT AND CAGE PER MECHANICAL DRAWINGS
- DECOMPOSED GRANITE RUNNING TRACK PER CIVIL AND LANDSCAPE DRAWINGS
- MARQUEE
- WATER METER PER CIVIL DRAWINGS
- BIKE RACK PER SPECIFICATIONS
- "FIRE LANE ENTRY" / "TOW-AWAY" SIGN PER DETAIL 5A/A-1.5
- "DISTRICT GUIDELINES" SIGN PER DETAIL 5D/A-1.5
- SITE LIGHTING PER ELECTRICAL DRAWINGS
- FIRE RISER PER FIRE PROTECTION DRAWINGS

**SITE PLAN KEYNOTES**


- BUILDING OUTLINE, SEE SHEET A-0.1 FOR BUILDING DATA
- LOCATION OF BUILDING RESTROOMS AND DRINKING FOUNTAINS (B) BOYS, (G) GIRLS, (M) MEN, (W) WOMEN (A) ADULT UNISEX, (S) STUDENT UNISEX, (DF) DRINKING FOUNTAIN
- PLAN KEYNOTES
- DETAIL NUMBER
- SHEET NUMBER

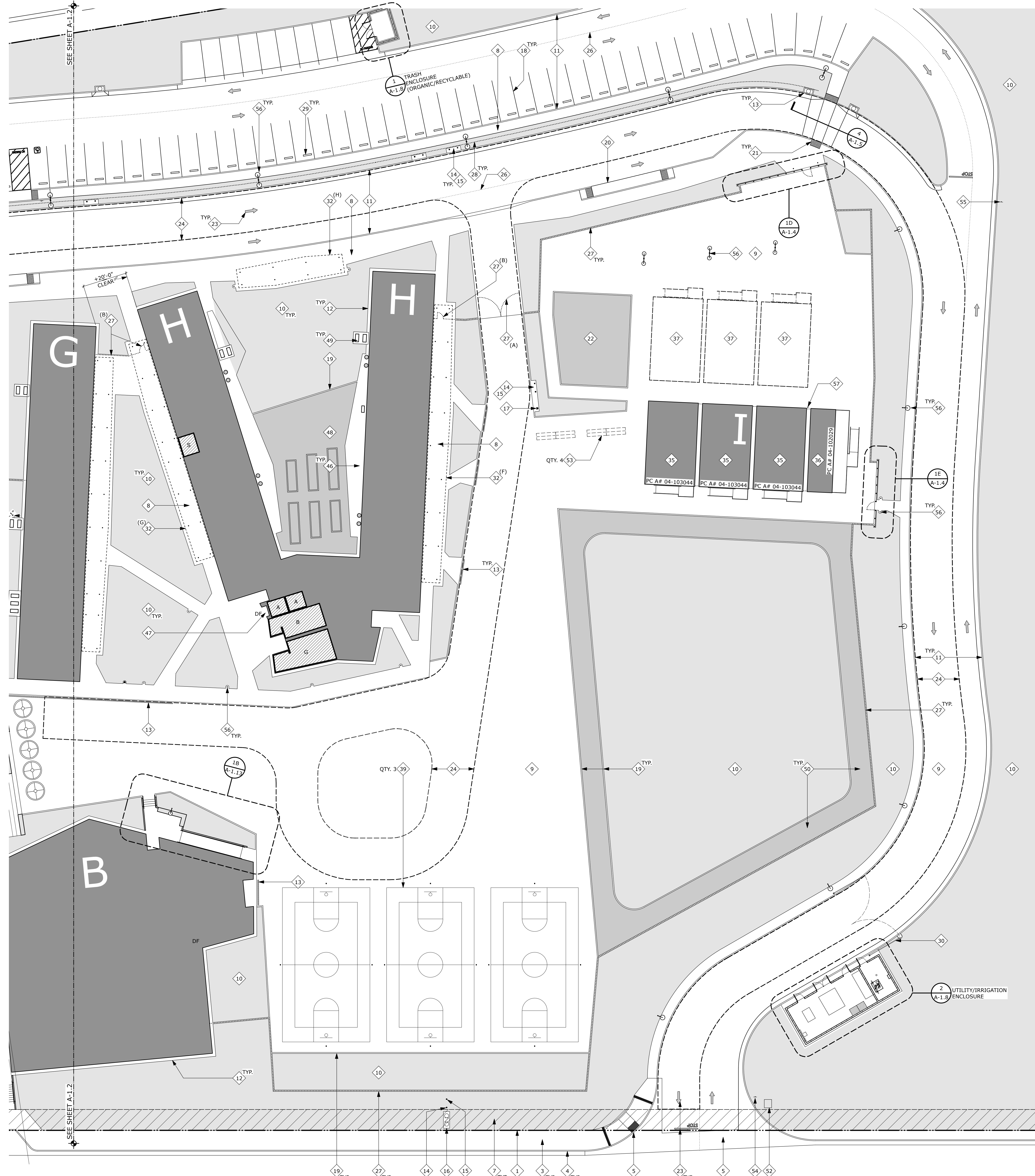
**SITE PLAN SYMBOLS**



SCALE: 1" = 20'-0"

**NOT DSA APPROVED**  
 CORRAL HOLLOW  
 ELEMENTARY SCHOOL  
 TRACY, CA  
 JEFFERSON SCHOOL DISTRICT





1. CONTRACTORS BIDDING OR PERFORMING WORK SHALL VERIFY THE CONDITIONS OF THE SITE, INCLUDING ACCESS BEFORE SUBMITTING BID OR COMMENCING WORK AND SHALL NOTIFY THE ARCHITECT OF ANY DISCREPANCIES FOR PROMPT DIRECTION.
2. THE EXISTENCE AND LOCATION OF EXISTING UNDERGROUND UTILITIES OR STRUCTURES INDICATED OR NOT ON THE DRAWINGS ARE OBTAINED BY SEARCH OF AVAILABLE RECORDS. IT IS THE CONTRACTOR'S RESPONSIBILITY TO VERIFY EXACT LOCATIONS. THE CONTRACTOR IS REQUIRED TO TAKE PRECAUTIONARY MEASURES TO PROTECT THE UTILITIES AND OTHER STRUCTURES. ANY DAMAGE SHALL BE PROMPTLY RESTORED TO THE OWNERS SATISFACTION.
3. REFERENCE CIVIL, PLUMBING, MECHANICAL AND ELECTRICAL DRAWINGS FOR ALL UNDERGROUND UTILITY WORK TO BE COMPLETED IN THIS CONTRACT.
4. PROVIDE CONSTRUCTION BARRICADES AS REQUIRED TO PROTECT THE PUBLIC'S HEALTH AND SAFETY INCLUDING WORK UNDER CONSTRUCTION TO THE REQUIREMENTS OF THE OWNER. COVER OPEN TRENCHES WITH ADEQUATE SOLID MATERIAL.
5. EXCAVATION AND TRENCHING SHALL COMPLY WITH THE REQUIREMENTS OF THE TESTING LAB AND JURISDICTIONAL REQUIREMENTS AT THE TIME WORK COMMENCES AND UP TO COMPLETION OF THE WORK.

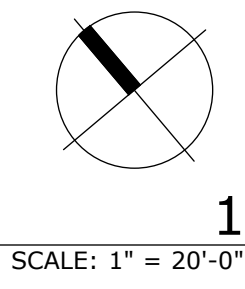
**SITE PLAN GENERAL NOTES**

1. PROPERTY LINE
2. TEMPORARY PROJECT SIGN PER DETAIL 1/A-1.6
3. PUBLIC SIDEWALK AND/OR PARKWAY (NIC)
4. PUBLIC CURB AND/OR GUTTER (NIC)
5. PUBLIC DRIVE APRON AND/OR CROSSWALK CURB CUT (NIC)
6. PUBLIC FIRE HYDRANT (NIC)
7. 10' WIDE PUE (PUBLIC UTILITY EASEMENT) LOCATED ON SCHOOL PROPERTY (INDICATED WITH HATCH)
8. CONCRETE PAVING PER DETAIL CIVIL DRAWINGS. CONCRETE CONTROL AND SCORE JOINTS PER DETAIL 3/A-1.7 AND CIVIL DRAWINGS
9. ASPHALT CONCRETE PAVING (AC) PER CIVIL DRAWINGS
10. PLANTING AREA PER CIVIL AND LANDSCAPE DRAWINGS
11. CONCRETE CURB AND/OR GUTTER PER CIVIL DRAWINGS
12. CONCRETE BUILDING HEADER PER DETAIL 5/A-1.7 AND CIVIL DRAWINGS
13. DRAINAGE INLET/CATCH BASIN/AREA DRAIN/TRENCH DRAIN PER CIVIL DRAWINGS
14. POST INDICATOR VALVE (PIV) PER DETAIL 4/A-0.1 AND CIVIL DRAWINGS
15. FIRE DEPARTMENT CONNECTION (FDC) AND CHECK VALVE (CV) PER CIVIL DRAWINGS
16. DETECTOR CHECK (DC) PER CIVIL DRAWINGS
17. FIRE HYDRANT PER DETAIL 4/A-0.1 AND CIVIL DRAWINGS
18. PARKING LOT STRIPING PER CIVIL DRAWINGS
19. CONCRETE HEADER AT EDGE OF AC PAVING/LANDSCAPING/DECOMPOSED GRANITE PER DETAIL 3/A-1.7 AND CIVIL DRAWINGS
20. ACCESSIBLE DROP-OFF ZONE PER DETAIL 6/A-1.5 AND CIVIL DRAWINGS
21. DETECTABLE WARNING PAVERS PER DETAIL 8/A-1.5
22. RUBBERIZED PLAY AREA PER CIVIL DRAWINGS AND PLAY EQUIPMENT
23. DIRECTIONAL ARROWS/TRAFFIC SIGNAGE PER DETAIL 7/A-1.5 AND CIVIL DRAWINGS (VERIFY IF CIVIL DRAWINGS)
24. 20'-0" WIDE FIRE ACCESS LANE PER CIVIL DRAWINGS
25. FLAGPOLE PER DETAIL 3/A-1.6
26. TRAFFIC LANE STRIPING PER SPECIFICATIONS
27. WELDED WIRE FENCE/GATE/VEHICLE GATE PER DETAIL 1/A-1.7. (A) INDICATES VEHICLE GATE AND (B) INDICATES SINGLE GATE
28. CABLE SAFETY FENCE PER DETAIL 9/A-1.5
29. WHEEL STOP PER DETAIL 3/A-1.5
30. SCHOOL ACCESS GATE PER DETAIL 5/A-0.1
31. CONCRETE PLANTER WALL PER DETAIL 1/A-1.12 - (A), (B), (C), (D) AND (E) INDICATES PLANTER WALL TYPE INDICATED ON DETAIL
32. COVERED WALKWAY PER DETAIL 1/A-1.10 - (A), (B), (C), (D), (E), (F), (G) AND (H) INDICATES COVERED WALKWAY TYPE INDICATED ON DETAIL
33. COVERED WALKWAY PER DETAIL 1/A-1.11
34. LUNCH CANOPY PER DETAIL 1/A-3.8
35. MODULAR CLASSROOM BUILDING (LONG TERM) PER PC APPROVED DRAWINGS, A# 04-103044
36. MODULAR RESTROOM BUILDING (LONG TERM) PER PC APPROVED DRAWINGS, A# 04-102029
37. FUTURE MODULAR DAYCARE BUILDINGS, STUB ALL UTILITIES PER PLANS
38. TREE GRATE PER DETAIL 2/A-1.6 AND LANDSCAPE DRAWINGS
39. BASKETBALL/VOLLEYBALL COURT PER DETAIL 5/A-1.6
40. TETHERBALL PER DETAIL 4A/A-1.6
41. BALLWALL GAME LINES PER DETAIL 8/A-1.6
42. HOPSCOTCH GAME LINES PER DETAIL 4B/A-1.6
43. FOUR SQUARE GAME LINES PER DETAIL 4C/A-1.6
44. SLIDE PER SPECIFICATIONS
45. BUILDING STAIR, REFERENCE BUILDING 'A' AND 'B' FLOOR PLANS
46. RAIN COLLECTION BARRELS PER DETAIL 10/A-1.6
47. DRINKING FOUNTAIN PER PLUMBING DRAWINGS. FOR "PEDESTAL" DRINKING FOUNTAIN REFER TO DETAIL 7/A-1.16. FOR "HI-LO" DRINKING FOUNTAIN REFER TO DETAIL 1/A-3.5.
48. RAISED PLANTER BOXES
49. CONDENSING UNIT AND CAGE PER MECHANICAL DRAWINGS
50. DECOMPOSED GRANITE RUNNING TRACK PER CIVIL AND LANDSCAPE DRAWINGS
51. MARQUEE
52. WATER METER PER CIVIL DRAWINGS
53. BIKE RACK PER SPECIFICATIONS
54. "FIRE LANE ENTRY" / "TOW-AWAY" SIGN PER DETAIL 5A/A-1.5
55. "DISTRICT GUIDELINES" SIGN PER DETAIL 5D/A-1.5
56. SITE LIGHTING PER ELECTRICAL DRAWINGS
57. FIRE RISER PER FIRE PROTECTION DRAWINGS

**SITE PLAN KEYNOTES**

- BUILDING OUTLINE, SEE SHEET A-0.1 FOR BUILDING DATA
- LOCATION OF BUILDING RESTROOMS AND DRINKING FOUNTAINS  
(B) BOYS, (G) GIRLS, (M) MEN, (W) WOMEN  
(A) ADULT UNISEX, (S) STUDENT UNISEX, (DF) DRINKING FOUNTAIN
- PLAN KEYNOTES
- DETAIL NUMBER  
A-8.0

**SITE PLAN SYMBOLS**

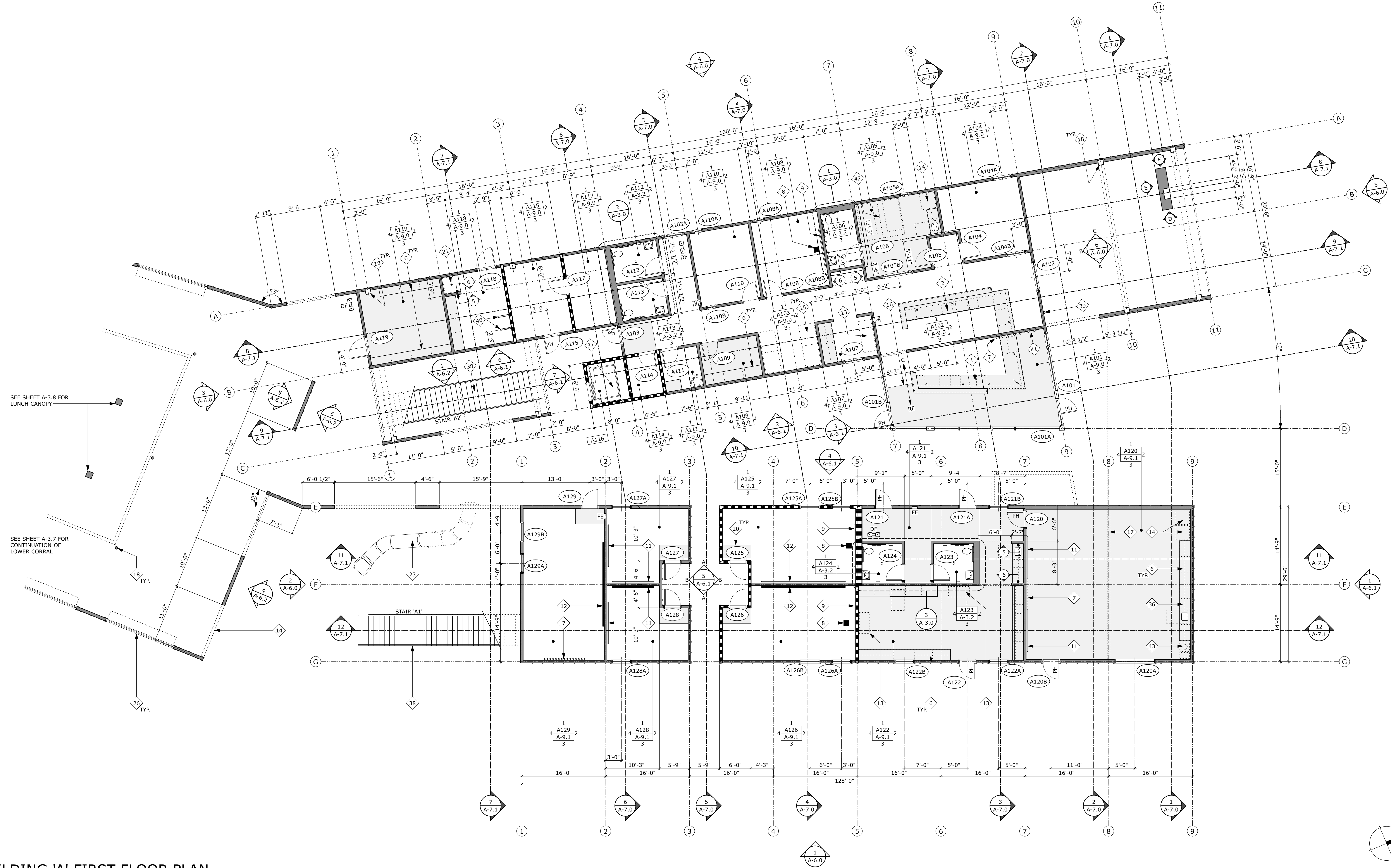


SCALE: 1" = 20'-0"

**NOT DSA APPROVED**

**CORRAL HOLLOW  
ELEMENTARY SCHOOL**  
TRACY, CA  
JEFFERSON SCHOOL DISTRICT

**pjhm** architects  
www.pjhm.com

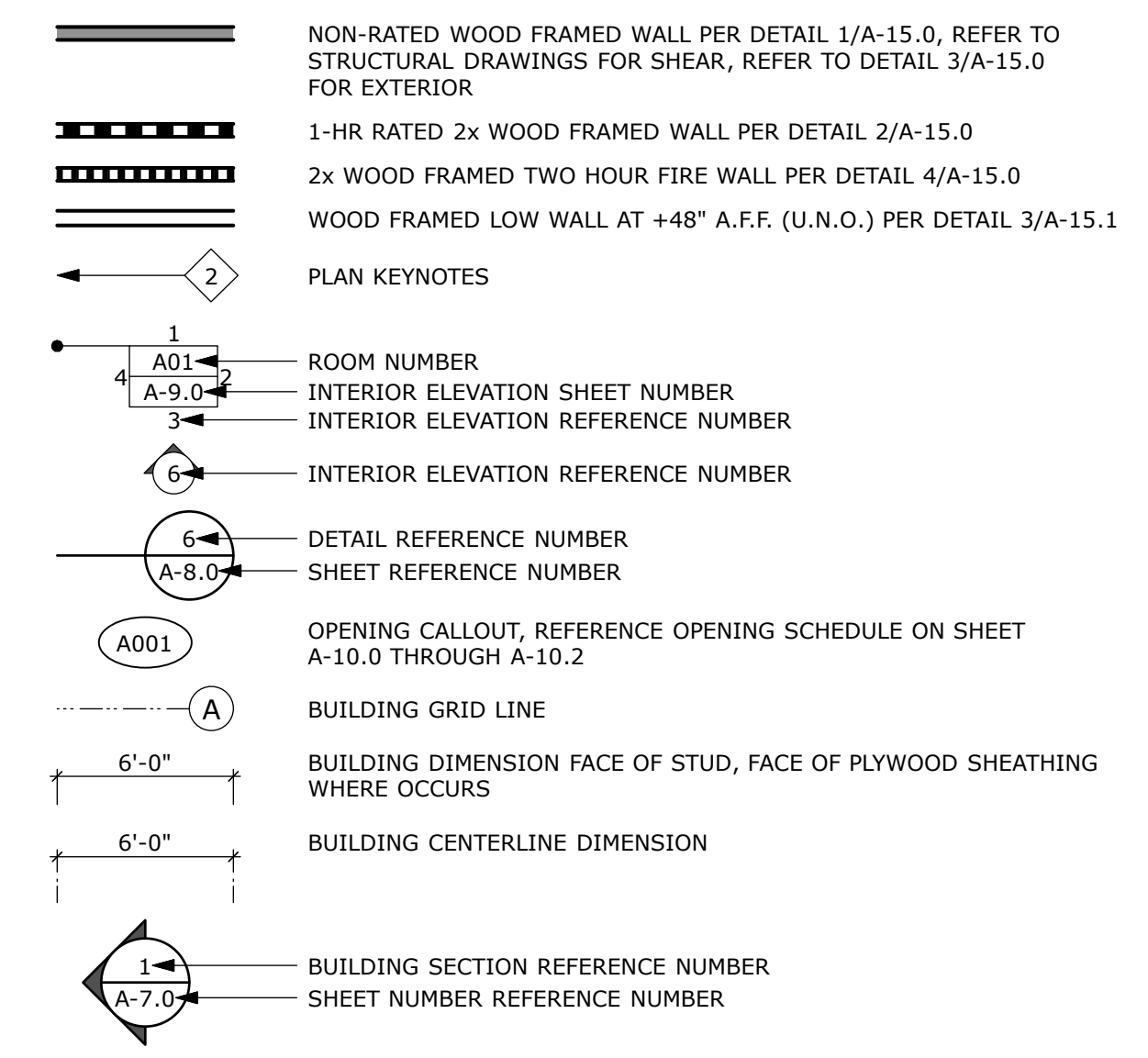


**NOT DSA APPROVED**

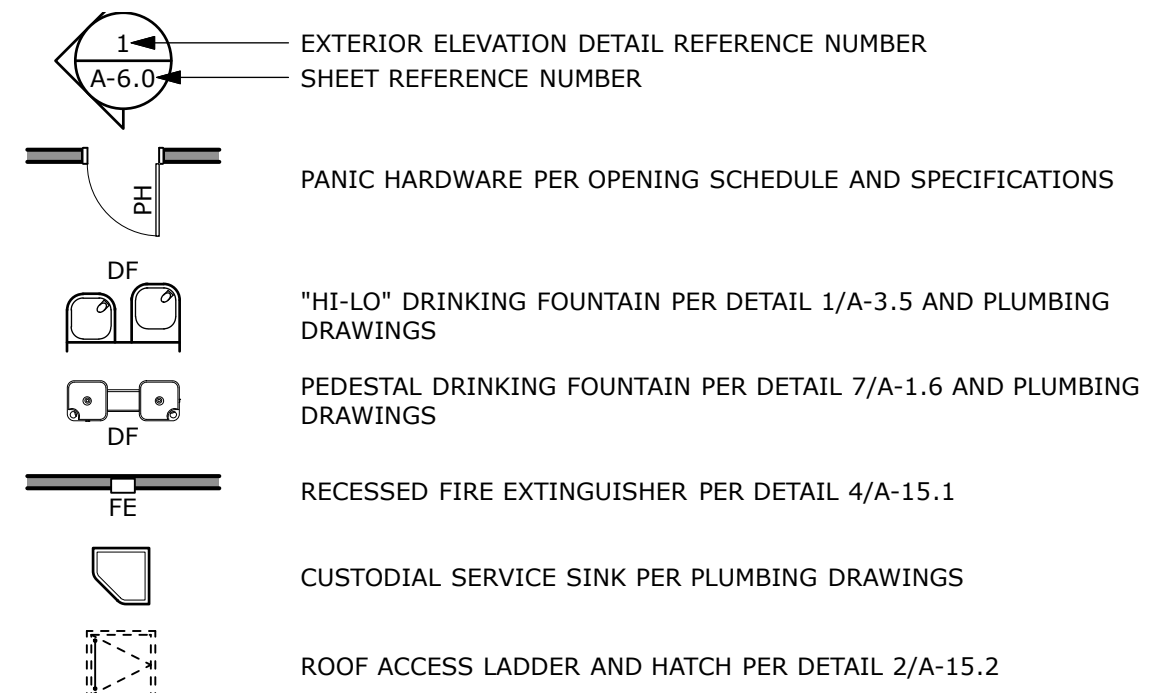
**BUILDING 'A' FIRST FLOOR PLAN  
ADMINISTRATION**

1. RECEPTION DESK PER DETAIL 1/A-13.1
2. ADMINISTRATION DESK PER DETAIL 2/A-13.1
3. STAFF MAILBOX PER DETAIL 5/A-13.1
4. LIBRARY CHECKOUT DESK PER DETAIL 3/A-13.1
5. FLEX CLASSROOM TEACHING WALL PER DETAIL 4/A-13.1
6. PLASTIC LAMINATE CASEWORK FOR INTERIOR ELEVATIONS AND SPECIFICATIONS
7. TELEVISION AND WALL MOUNT BRACKET, OWNER FURNISHED CONTRACTOR INSTALLED (OFCI), PROVIDE AND INSTALL BLOCKING AS REQUIRED BY MANUFACTURER AND DETAIL 3/A-3.5. VERIFY TELEVISION MOUNTING HEIGHTS, POWER AND DATA REQUIREMENTS PER ELECTRICAL DRAWINGS
8. WALL MOUNTED ULTRA SHORT THROW PROJECTOR, OWNER FURNISHED CONTRACTOR INSTALLED (OFCI), PROVIDE AND INSTALL BLOCKING AS REQUIRED BY MANUFACTURER AND DETAIL 3/A-14.1. VERIFY PROJECTOR MOUNTING HEIGHT, POWER AND DATA REQUIREMENTS PER ELECTRICAL DRAWINGS
9. 5" HIGH X 8" LONG PROJECTION MARKERBOARD PER SPECIFICATIONS
10. 5" HIGH X 16" LONG PROJECTION MARKERBOARD PER SPECIFICATIONS
11. 5" HIGH X 8" LONG STANDARD MARKERBOARD PER SPECIFICATIONS
12. 5" HIGH X 16" LONG STANDARD MARKERBOARD PER SPECIFICATIONS
13. COPIER/PRINTER, OWNER FURNISHED OWNER INSTALLED (OFOI), POWER AND DATA REQUIREMENTS PER ELECTRICAL DRAWINGS
14. REFRIGERATOR, OWNER FURNISHED OWNER INSTALLED (OFOI), FOR UTILITY REQUIREMENTS REFERENCE PLUMBING AND ELECTRICAL DRAWINGS
15. CUMMULATIVE FILES DRAWERS, OWNER FURNISHED OWNER INSTALLED (OFOI)
16. CHANGE IN FLOOR FINISH (C = CARPET, RF = RESILIENT FLOORING, AF = ATHLETIC FLOORING)
17. EXPOSED GULF LAMINATED BEAMS PER STRUCTURAL DRAWINGS
18. EXPOSED PAINTED STRUCTURAL STEEL PIPE/TUBE PER STRUCTURAL DRAWINGS
19. EXPOSED MECHANICAL DUCTING PER MECHANICAL DRAWINGS
20. INTEGRATED ENTRY CABINET PER SPECIFICATIONS, MINIMUM OF 3'-0" DEEP OR PER PLAN
21. FIRE SPRINKLER RISER PER FIRE PROTECTION DRAWINGS
22. ROOF ACCESS LADDER PER DETAIL 2/A-15.2
23. SLIDE PER SPECIFICATIONS
24. WATER HEATER PER PLUMBING DRAWINGS
25. MAIN AND SIDE COURT BASKETBALL GOALS PER STRUCTURAL AND PER DETAIL 5/A-14.1
26. OVERHEAD VERTICAL FOLDING DOORS PER OPENING SCHEDULE AND SPECIFICATIONS
27. MAIN AND CROSS COURT BASKETBALL AND VOLLEYBALL COURT LINES
28. PAINTED BLACK PIPE GRID ABOVE PER STRUCTURAL DRAWINGS, FABRIC CURTAINS PER SPECIFICATIONS
29. BLEACHERS PER SPECIFICATIONS WITH REQUIRED CLEAR ACCESSIBLE SPACES WITH COMPANION SEATS (C), SEMI-AMBULATORY SEATS (S) AND AISLE SEATING (A)
30. MOTORIZED FABRIC TRACK, FABRIC CURTAIN AND VALANCE DETAIL 4/A-14.1
31. VALANCE TO MATCH VALANCE OF PROSCENIUM OPENING, REFERENCE INTERIOR ELEVATIONS
32. MOTORIZED PROJECTION SCREEN PER DETAIL 4/A-14.1, SPECIFICATIONS, AND ELECTRICAL DRAWINGS
33. OPERABLE WALL PER DETAIL 4/A-14.1 AND SPECIFICATIONS
34. SCOREBOARD PER SPECIFICATIONS AND ELECTRICAL DRAWINGS
35. WALL PADDING PER SPECIFICATIONS
36. DISHWASHER PER PLUMBING DRAWINGS
37. ELEVATOR PER DETAIL 1/A-3.9 AND SPECIFICATIONS
38. STAIR PER DETAIL 1/A-1.14 (STAIR A1), STAIR A2 OR STAIR B)
39. KNOXBOX, BLACK FINISH RECESSED MOUNTED
40. INTERIOR BIKE RACK PER SPECIFICATIONS, MOUNT 6'-0" AFF PER DETAIL 4/A-3.5
41. SCHOOL PLAQUE PER DETAIL 6/A-15.1
42. NURSE OFFICE PRIVACY CURTAIN PER DETAIL 2/A-14.1 AND SPECIFICATIONS
43. WATER FILTER AND DISPENSOR, OWNER FURNISHED CONTRACTOR INSTALLED (OFCI), FOR UTILITY REQUIREMENTS REFERENCE PLUMBING AND ELECTRICAL DRAWINGS
44. 4'-0" X 8'-0" CEMENTITIOUS WOOD FIBER PANELS PER DETAIL 1/A-14.1 AND SPECIFICATIONS
45. DECK AREA DRAIN PER PLUMBING
46. ROOF DRAIN DOWNSPOUT FROM UPPER CORRAL CANOPY ABOVE, PER DETAIL 5/A-3.8

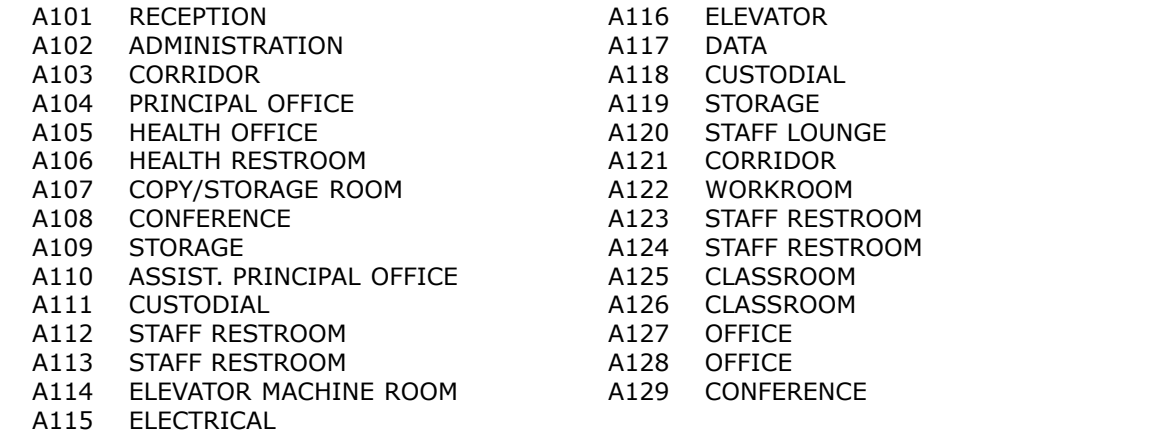
**FLOOR PLAN KEYNOTES**



**FLOOR PLAN SYMBOLS**



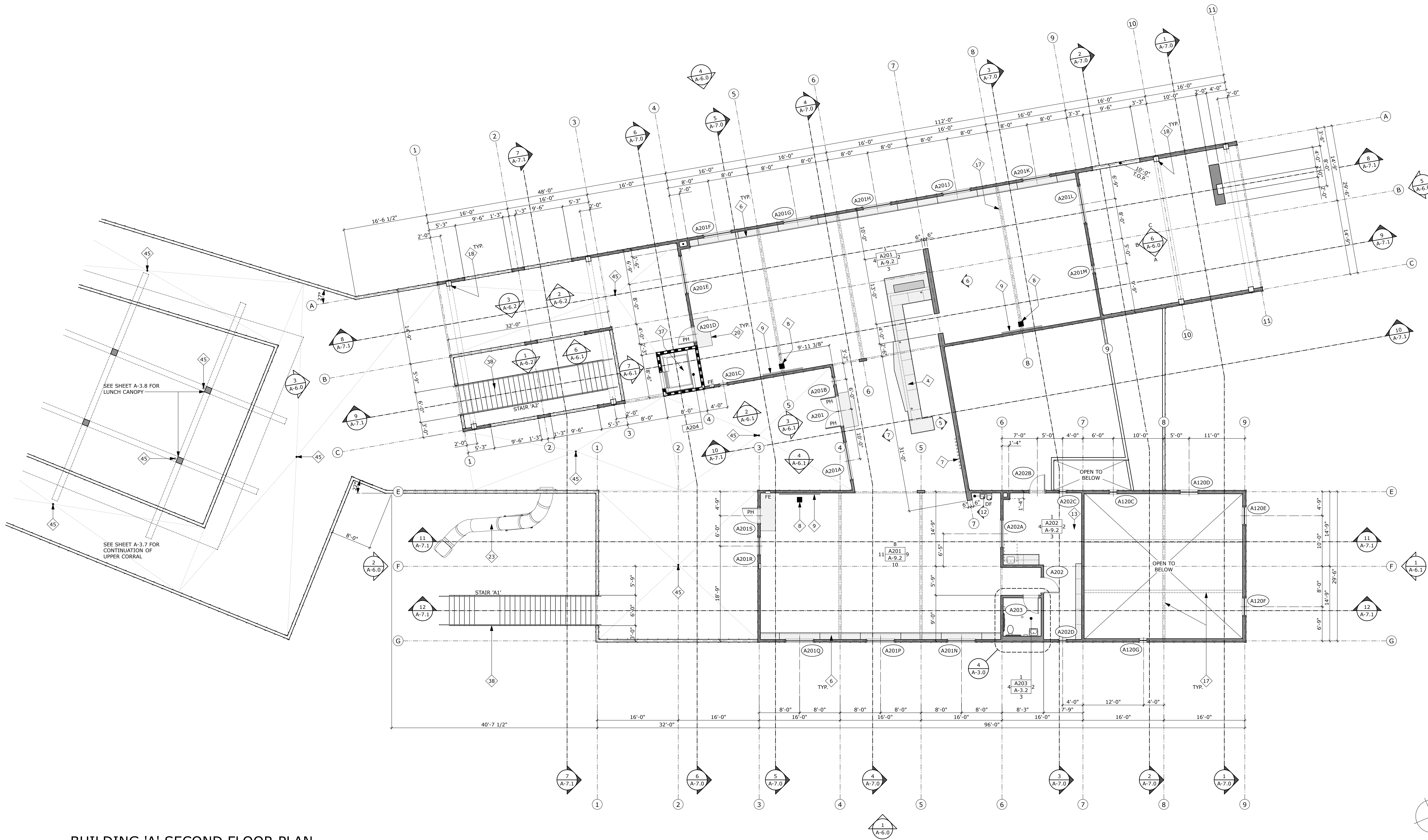
**BUILDING KEYPLAN**



**ROOM LEGEND**

**CORRAL HOLLOW  
ELEMENTARY SCHOOL  
TRACY, CA  
JEFFERSON SCHOOL DISTRICT**

**BUILDING 'A'  
FIRST FLOOR PLAN  
ADMINISTRATION**

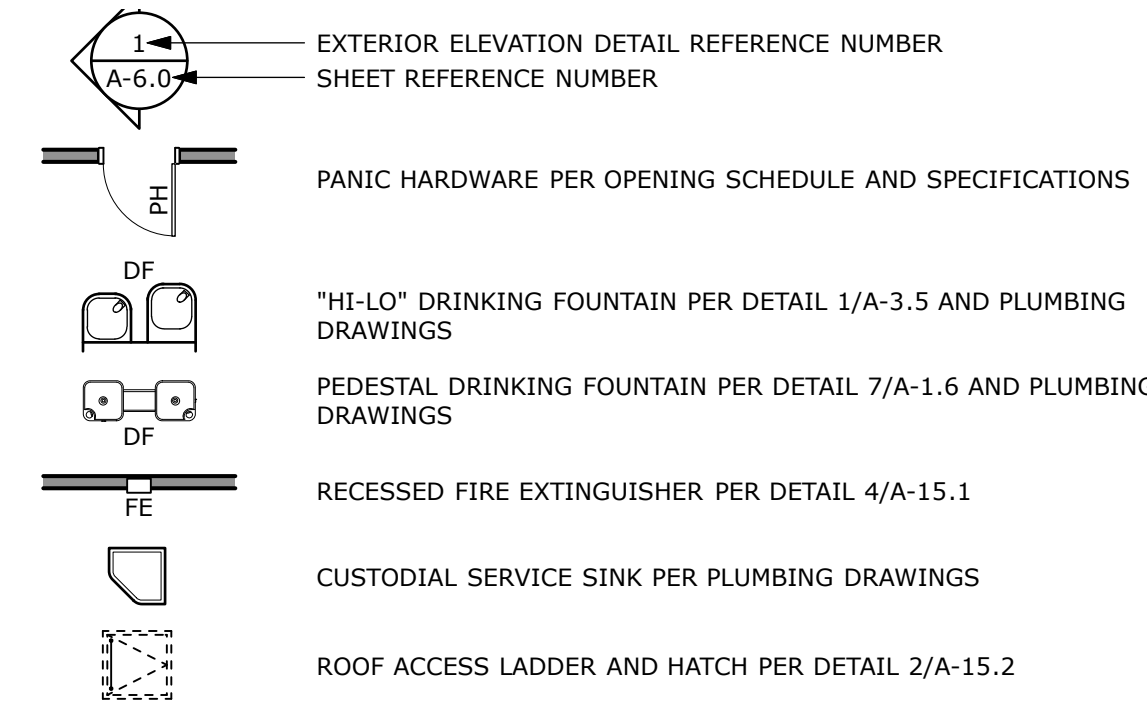
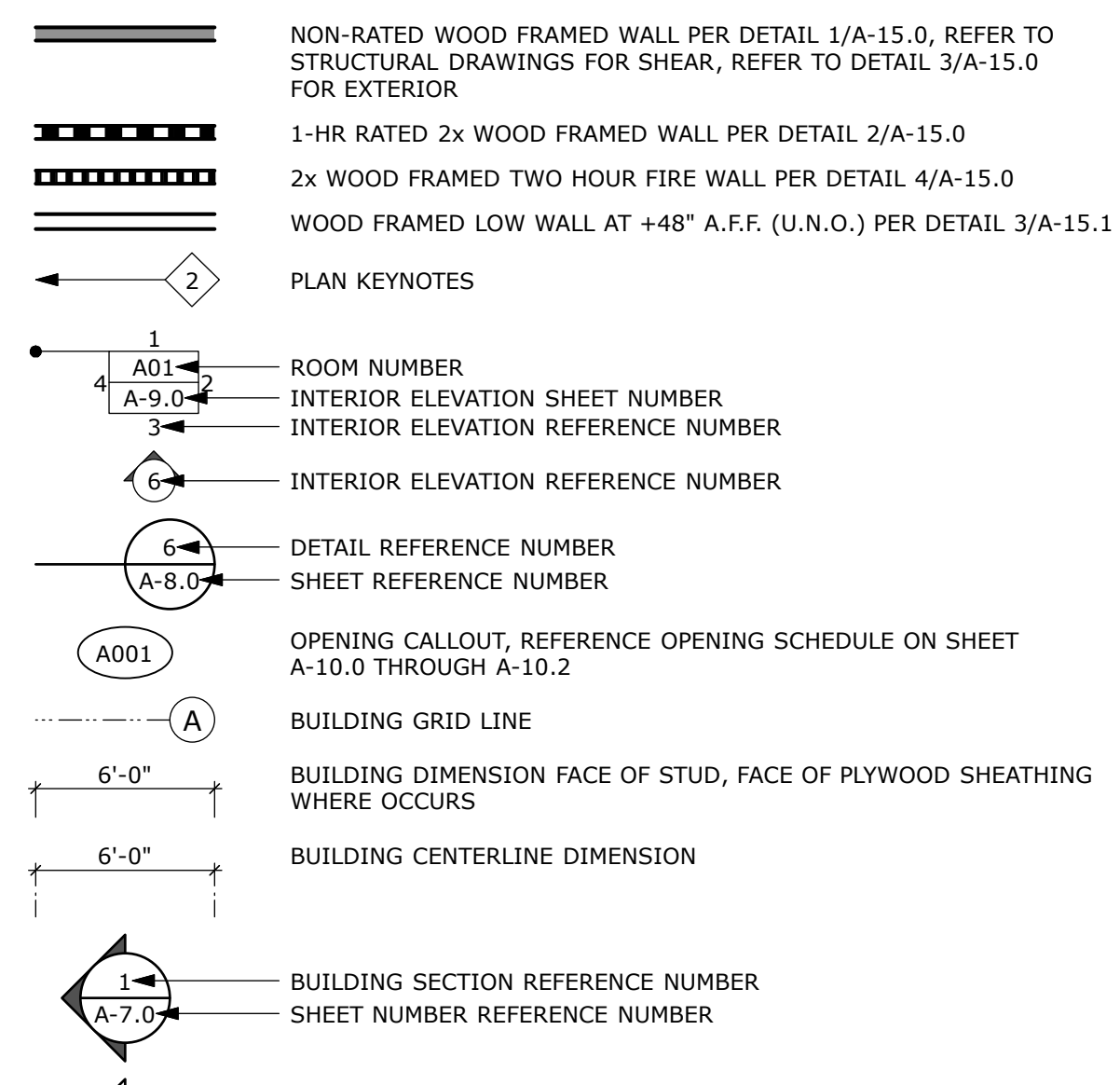


**NOT DSA APPROVED**

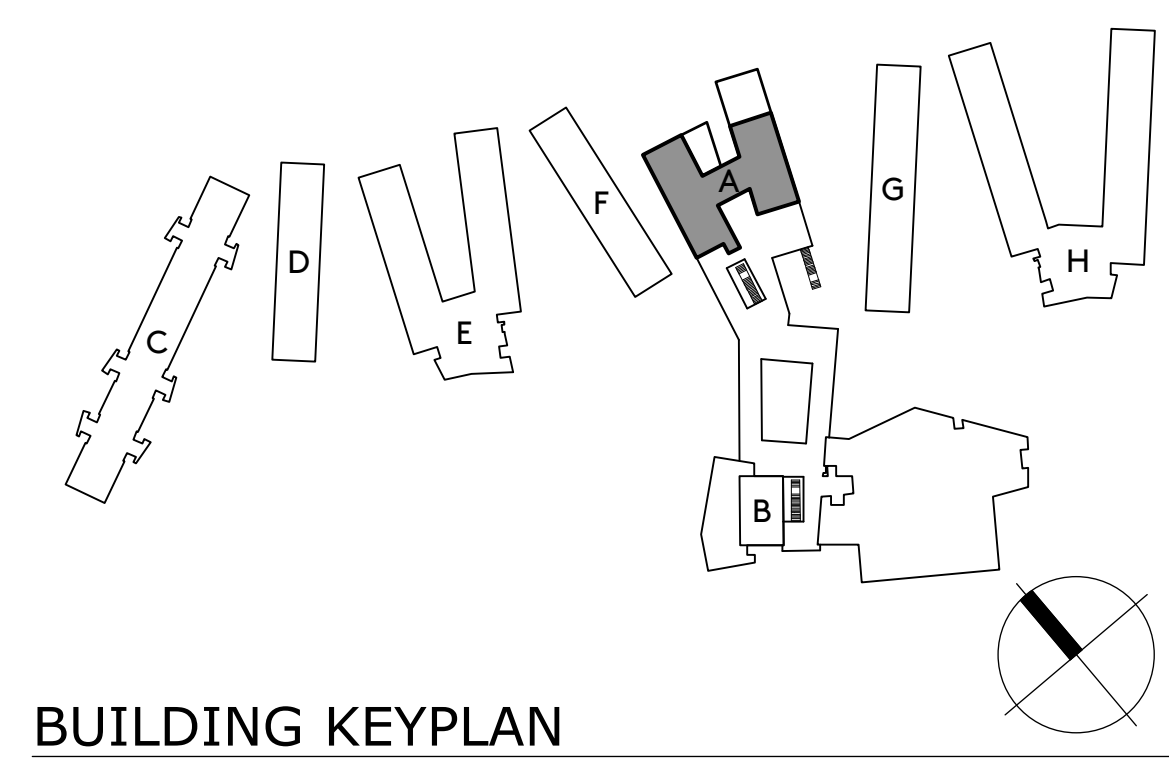
**BUILDING 'A' SECOND FLOOR PLAN**  
**LIBRARY**

1. RECEPTION DESK PER DETAIL 1/A-13.1
2. ADMINISTRATION DESK PER DETAIL 2/A-13.1
3. STAFF MAILBOX PER DETAIL 5/A-13.1
4. LIBRARY CHECKOUT DESK PER DETAIL 3/A-13.1
5. FLEX CLASSROOM TEACHING WALL PER DETAIL 4/A-13.1
6. PLASTIC LAMINATE CASEWORK FOR INTERIOR ELEVATIONS AND SPECIFICATIONS
7. TELEVISION AND WALL MOUNT BRACKET, OWNER FURNISHED CONTRACTOR INSTALLED (OFICI), PROVIDE AND INSTALL BLOCKING AS REQUIRED BY MANUFACTURER AND DETAIL 3/A-3.5. VERIFY TELEVISION MOUNTING HEIGHTS, POWER AND DATA REQUIREMENTS PER ELECTRICAL DRAWINGS
8. WALL MOUNTED ULTRA SHORT THROW PROJECTOR, OWNER FURNISHED CONTRACTOR INSTALLED (OFICI), PROVIDE AND INSTALL BLOCKING AS REQUIRED BY MANUFACTURER AND DETAIL 3/A-14.1. VERIFY PROJECTOR MOUNTING HEIGHT, POWER AND DATA REQUIREMENTS PER ELECTRICAL DRAWINGS
9. 5' HIGH X 8' LONG PROJECTION MARKERBOARD PER SPECIFICATIONS
10. 5' HIGH X 16' LONG PROJECTION MARKERBOARD PER SPECIFICATIONS
11. 5' HIGH X 8' LONG STANDARD MARKERBOARD PER SPECIFICATIONS
12. 5' HIGH X 16' LONG STANDARD MARKERBOARD PER SPECIFICATIONS
13. COPIER/PRINTER, OWNER FURNISHED OWNER INSTALLED (OFIO), POWER AND DATA REQUIREMENTS PER ELECTRICAL DRAWINGS
14. REFRIGERATOR, OWNER FURNISHED OWNER INSTALLED (OFIO), FOR UTILITY REQUIREMENTS REFERENCE PLUMBING AND ELECTRICAL DRAWINGS
15. CUMMULATIVE FILES DRAWERS, OWNER FURNISHED OWNER INSTALLED (OFIO)
16. CHANGE IN FLOOR FINISH (C = CARPET, RF = RESILIENT FLOORING, AF = ATHLETIC FLOORING)
17. EXPOSED GULF LAMINATED BEAMS PER STRUCTURAL DRAWINGS
18. EXPOSED PAINTED STRUCTURAL STEEL PIPE/TUBE PER STRUCTURAL DRAWINGS
19. EXPOSED MECHANICAL DUCTING PER MECHANICAL DRAWINGS
20. INTEGRATED ENTRY CARPET PER SPECIFICATIONS, MINIMUM OF 3'-0" DEEP OR PER PLAN
21. FIRE SPRINKLER RISER PER FIRE PROTECTION DRAWINGS
22. ROOF ACCESS LADDER PER DETAIL 2/A-15.2
23. SLIDE PER SPECIFICATIONS
24. WATER HEATER PER PLUMBING DRAWINGS
25. MAIN AND SIDE COURT BASKETBALL GOALS PER STRUCTURAL AND PER DETAIL 5/A-14.1
26. OVERHEAD VERTICAL FOLDING DOORS PER OPENING SCHEDULE AND SPECIFICATIONS
27. MAIN AND CROSS COURT BASKETBALL AND VOLLEYBALL COURT LINES
28. PAINTED BLACK PIPE GRID ABOVE PER STRUCTURAL DRAWINGS, FABRIC CURTAINS PER SPECIFICATIONS
29. BLEACHERS PER SPECIFICATIONS WITH REQUIRED CLEAR ACCESSIBLE SPACES WITH COMPANION SEATS (C), SEMI-AMBULATORY SEATS (S) AND AISLE SEATING (A)
30. MOTORIZED FABRIC TRACK, FABRIC CURTAIN AND VALANCE DETAIL 4/A-14.1
31. VALANCE TO MATCH VALANCE OF PROSCENIUM OPENING, REFERENCE INTERIOR ELEVATIONS
32. MOTORIZED PROJECTION SCREEN PER DETAIL 4/A-14.1, SPECIFICATIONS, AND ELECTRICAL DRAWINGS
33. OPERABLE WALL PER DETAIL 4/A-14.1 AND SPECIFICATIONS
34. SCOREBOARD PER SPECIFICATIONS AND ELECTRICAL DRAWINGS
35. WALL PADDING PER SPECIFICATIONS
36. DISHWASHER PER PLUMBING DRAWINGS
37. ELEVATOR PER DETAIL 1/A-3.9 AND SPECIFICATIONS
38. STAIR PER DETAIL 1/A-1.14 (STAIR A1), STAIR A2 OR STAIR B)
39. KNOXBOX, BLACK FINISH RECESSED MOUNTED
40. INTERIOR BIKE RACK PER SPECIFICATIONS, MOUNT 6'-0" AFF PER DETAIL 4/A-3.5
41. SCHOOL PLAQUE PER DETAIL 6/A-15.1
42. NURSE OFFICE PRIVACY CURTAIN PER DETAIL 2/A-14.1 AND SPECIFICATIONS
43. WATER FILTER AND DISPENSOR, OWNER FURNISHED CONTRACTOR INSTALLED (OFICI), FOR UTILITY REQUIREMENTS REFERENCE PLUMBING AND ELECTRICAL DRAWINGS
44. 4'-0" X 8'-0" CEMENTITIOUS WOOD FIBER PANELS PER DETAIL 1/A-14.1 AND SPECIFICATIONS
45. DECK AREA DRAIN PER PLUMBING
46. ROOF DRAIN DOWNSPOUT FROM UPPER CORRAL CANOPY ABOVE, PER DETAIL 5/A-3.8

**FLOOR PLAN KEYNOTES**



**FLOOR PLAN SYMBOLS**



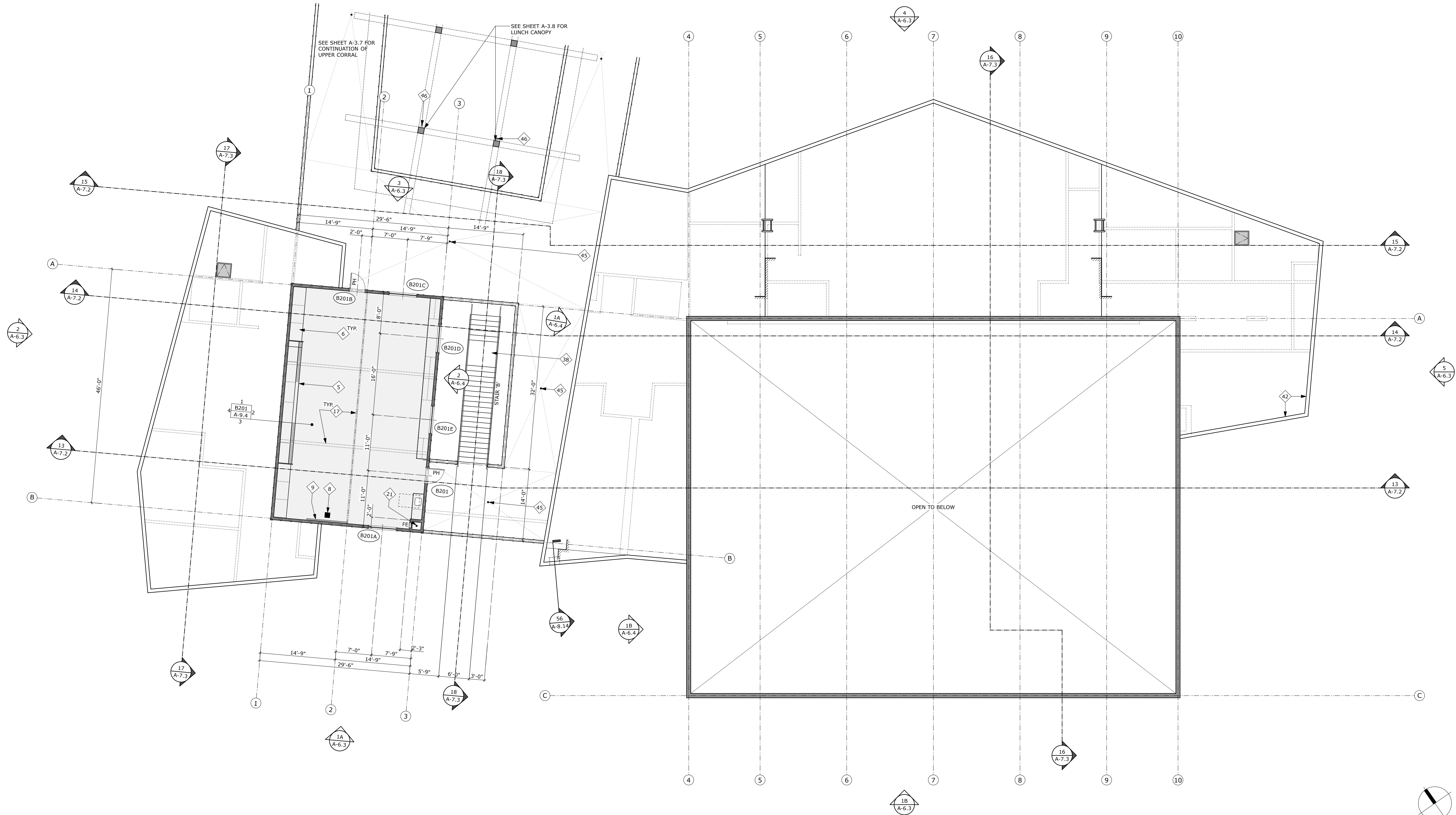
**ROOM LEGEND**



**NOT DSA APPROVED**

**CORRAL HOLLOW  
ELEMENTARY SCHOOL**  
TRACY, CA  
JEFFERSON SCHOOL DISTRICT

**BUILDING 'B'  
SECOND FLOOR PLAN**  
FLEX CLASSROOM



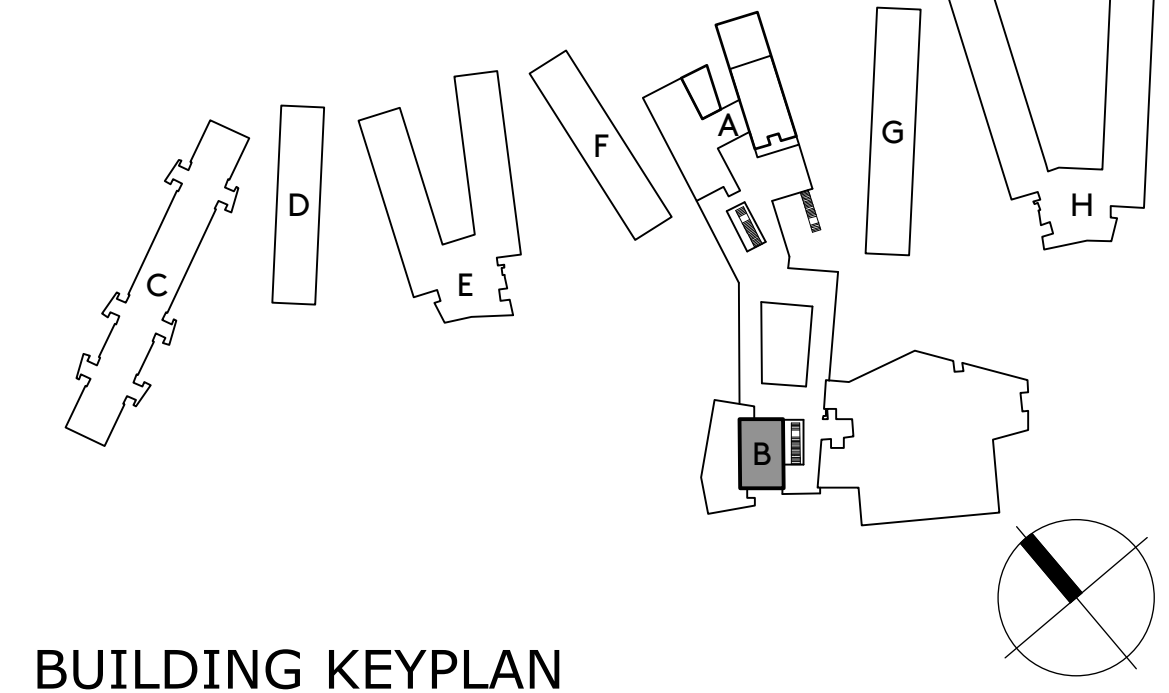
**BUILDING 'B' SECOND FLOOR PLAN  
FLEX CLASSROOM**

SCALE: 1/8" = 1'-0"

1. RECEPTION DESK PER DETAIL 1/A-13.1
2. ADMINISTRATION DESK PER DETAIL 2/A-13.1
3. STAFF MAILBOX PER DETAIL 5/A-13.1
4. LIBRARY CHECKOUT DESK PER DETAIL 3/A-13.1
5. FLEX CLASSROOM TEACHING WALL PER DETAIL 4/A-13.1
6. PLASTIC LAMINATE CASEWORK PER INTERIOR ELEVATIONS AND SPECIFICATIONS
7. TELEVISION AND WALL MOUNT BRACKET, OWNER FURNISHED CONTRACTOR INSTALLED (OFCI), PROVIDE AND INSTALL BLOCKING AS REQUIRED BY MANUFACTURER AND DETAIL 3/A-3.5. VERIFY TELEVISION MOUNTING HEIGHTS, POWER AND DATA REQUIREMENTS PER ELECTRICAL DRAWINGS
8. WALL MOUNTED ULTRA SHORT THROW PROJECTOR, OWNER FURNISHED CONTRACTOR INSTALLED (OFCI), PROVIDE AND INSTALL BLOCKING AS REQUIRED BY MANUFACTURER AND DETAIL 3/A-14.1. VERIFY PROJECTOR MOUNTING HEIGHT, POWER AND DATA REQUIREMENTS PER ELECTRICAL DRAWINGS
9. 5' HIGH X 8' LONG PROJECTION MARKERBOARD PER SPECIFICATIONS
10. 5' HIGH X 16' LONG PROJECTION MARKERBOARD PER SPECIFICATIONS
11. 5' HIGH X 8' LONG STANDARD MARKERBOARD PER SPECIFICATIONS
12. 5' HIGH X 16' LONG STANDARD MARKERBOARD PER SPECIFICATIONS
13. COPIER/PRINTER, OWNER FURNISHED OWNER INSTALLED (OFOI), POWER AND DATA REQUIREMENTS PER ELECTRICAL DRAWINGS
14. REFRIGERATOR, OWNER FURNISHED OWNER INSTALLED (OFOI), FOR UTILITY REQUIREMENTS REFERENCE PLUMBING AND ELECTRICAL DRAWINGS
15. CUMMULATIVE FILES DRAWERS, OWNER FURNISHED OWNER INSTALLED (OFOI)
16. CHANGE IN FLOOR FINISH (C = CARPET, RF = RESILIENT FLOORING, AF = ATHLETIC FLOORING)
17. EXPOSED GLULAMATED BEAM/POST ABOVE PER STRUCTURAL DRAWINGS
18. EXPOSED PAINTED STRUCTURAL STEEL PIPE/TUBE PER STRUCTURAL DRAWINGS
19. EXPOSED MECHANICAL DUCTING PER MECHANICAL DRAWINGS
20. INTEGRATED ENTRY CARPET PER SPECIFICATIONS, MINIMUM OF 3'-0" DEEP OR PER PLAN
21. FIRE SPRINKLER RISER PER FIRE PROTECTION DRAWINGS
22. ROOF ACCESS LADDER PER DETAIL 2/A-15.2
23. SLIDE PER SPECIFICATIONS
24. WATER HEATER PER PLUMBING DRAWINGS
25. MAIN AND SIDE COURT BASKETBALL GOALS PER STRUCTURAL AND PER DETAIL 5/A-14.1
26. OVERHEAD VERTICAL FOLDING DOORS PER OPENING SCHEDULE AND SPECIFICATIONS
27. MAIN AND CROSS COURT BASKETBALL AND VOLLEYBALL COURT LINES
28. PAINTED BLACK PIPE GRID ABOVE PER STRUCTURAL DRAWINGS, FABRIC CURTAINS PER SPECIFICATIONS
29. BLEACHERS PER SPECIFICATIONS WITH REQUIRED CLEAR ACCESSIBLE SPACES WITH COMPANION SEATS (C), SEMI-AMBULATORY SEATS (S) AND AISLE SEATING (A)
30. MOTORIZED FABRIC TRACK, FABRIC CURTAIN AND VALANCE DETAIL 4/A-14.1
31. VALANCE TO MATCH VALANCE OF PROSCENIUM OPENING, REFERENCE INTERIOR ELEVATIONS
32. MOTORIZED PROJECTION SCREEN PER DETAIL 4/A-14.1, SPECIFICATIONS, AND ELECTRICAL DRAWINGS
33. OPERABLE WALL PER DETAIL 4/A-14.1 AND SPECIFICATIONS
34. SCOREBOARD PER SPECIFICATIONS AND ELECTRICAL DRAWINGS
35. WALL PADDING PER SPECIFICATIONS
36. DISHWASHER PER PLUMBING DRAWINGS
37. ELEVATOR PER DETAIL 1/A-3.9 AND SPECIFICATIONS
38. STAIR PER DETAIL 1/A-1.14 (STAIR A1), STAIR A2 OR STAIR B)
39. KNOXBOX, BLACK FINISH RECESSED MOUNTED
40. INTERIOR BIKE RACK PER SPECIFICATIONS, MOUNT 6'-0" AFF PER DETAIL 4/A-3.5
41. SCHOOL PLAQUE PER DETAIL 6/A-15.1
42. NURSE OFFICE PRIVACY CURTAIN PER DETAIL 2/A-14.1 AND SPECIFICATIONS
43. WATER FILTER AND DISPENSOR, OWNER FURNISHED CONTRACTOR INSTALLED (OFCI), FOR UTILITY REQUIREMENTS REFERENCE PLUMBING AND ELECTRICAL DRAWINGS
44. 4'-0" X 8'-0" CEMENTITIOUS WOOD FIBER PANELS PER DETAIL 1/A-14.1 AND SPECIFICATIONS
45. DECK AREA DRAIN PER PLUMBING
46. ROOF DRAIN DOWNSPOUT FROM UPPER CORRAL CANOPY ABOVE, PER DETAIL 5/A-3.8

- FLOOR PLAN SYMBOLS**
- NON-RATED WOOD FRAMED WALL PER DETAIL 1/A-15.0. REFER TO STRUCTURAL DRAWINGS FOR SHEAR, REFER TO DETAIL 3/A-15.0 FOR EXTERIOR.
  - 1-HR RATED 2x WOOD FRAMED WALL PER DETAIL 2/A-15.0
  - 2x WOOD FRAMED TWO HOUR FIRE WALL PER DETAIL 4/A-15.0
  - WOOD FRAMED LOW WALL AT +48" A.F.F. (U.N.O.) PER DETAIL 3/A-15.1
  - PLAN KEYNOTES
  - ROOM NUMBER
  - INTERIOR ELEVATION SHEET NUMBER
  - INTERIOR ELEVATION REFERENCE NUMBER
  - DETAIL REFERENCE NUMBER
  - SHEET REFERENCE NUMBER
  - OPENING CALLOUT, REFERENCE OPENING SCHEDULE ON SHEET A-10.0 THROUGH A-10.2
  - BUILDING GRID LINE
  - BUILDING DIMENSION FACE OF STUD, FACE OF PLYWOOD SHEATHING WHERE OCCURS
  - BUILDING CENTERLINE DIMENSION
  - BUILDING SECTION REFERENCE NUMBER
  - SHEET NUMBER REFERENCE NUMBER

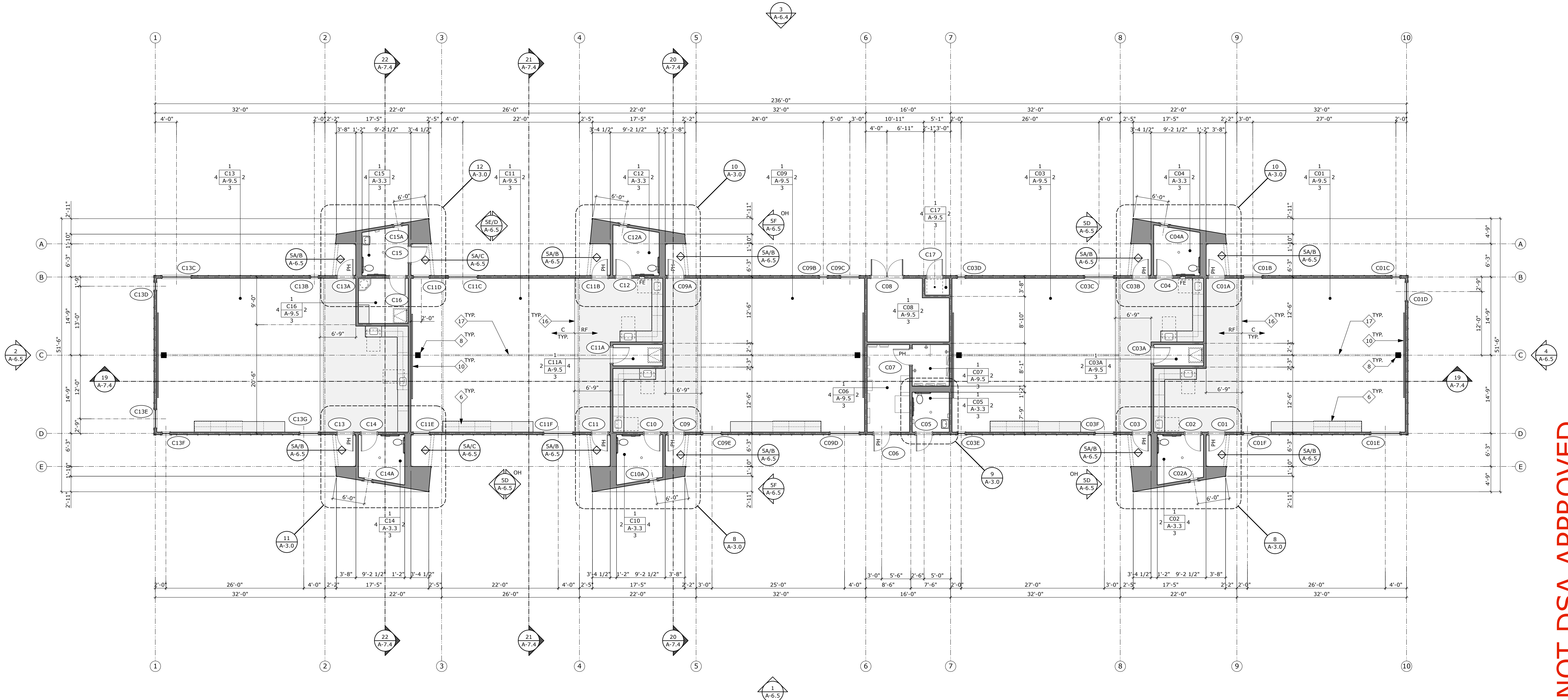
- ROOM LEGEND**
- EXTERIOR ELEVATION DETAIL REFERENCE NUMBER SHEET REFERENCE NUMBER
  - PANIC HARDWARE PER OPENING SCHEDULE AND SPECIFICATIONS
  - "HI-LO" DRINKING FOUNTAIN PER DETAIL 1/A-3.5 AND PLUMBING DRAWINGS
  - PEDESTAL DRINKING FOUNTAIN PER DETAIL 7/A-1.6 AND PLUMBING DRAWINGS
  - RECESSED FIRE EXTINGUISHER PER DETAIL 4/A-15.1
  - CUSTODIAL SERVICE SINK PER PLUMBING DRAWINGS
  - ROOF ACCESS LADDER AND HATCH PER DETAIL 2/A-15.2



**BUILDING KEYPLAN**  
B201 FLEX CLASSROOM

**ROOM LEGEND**



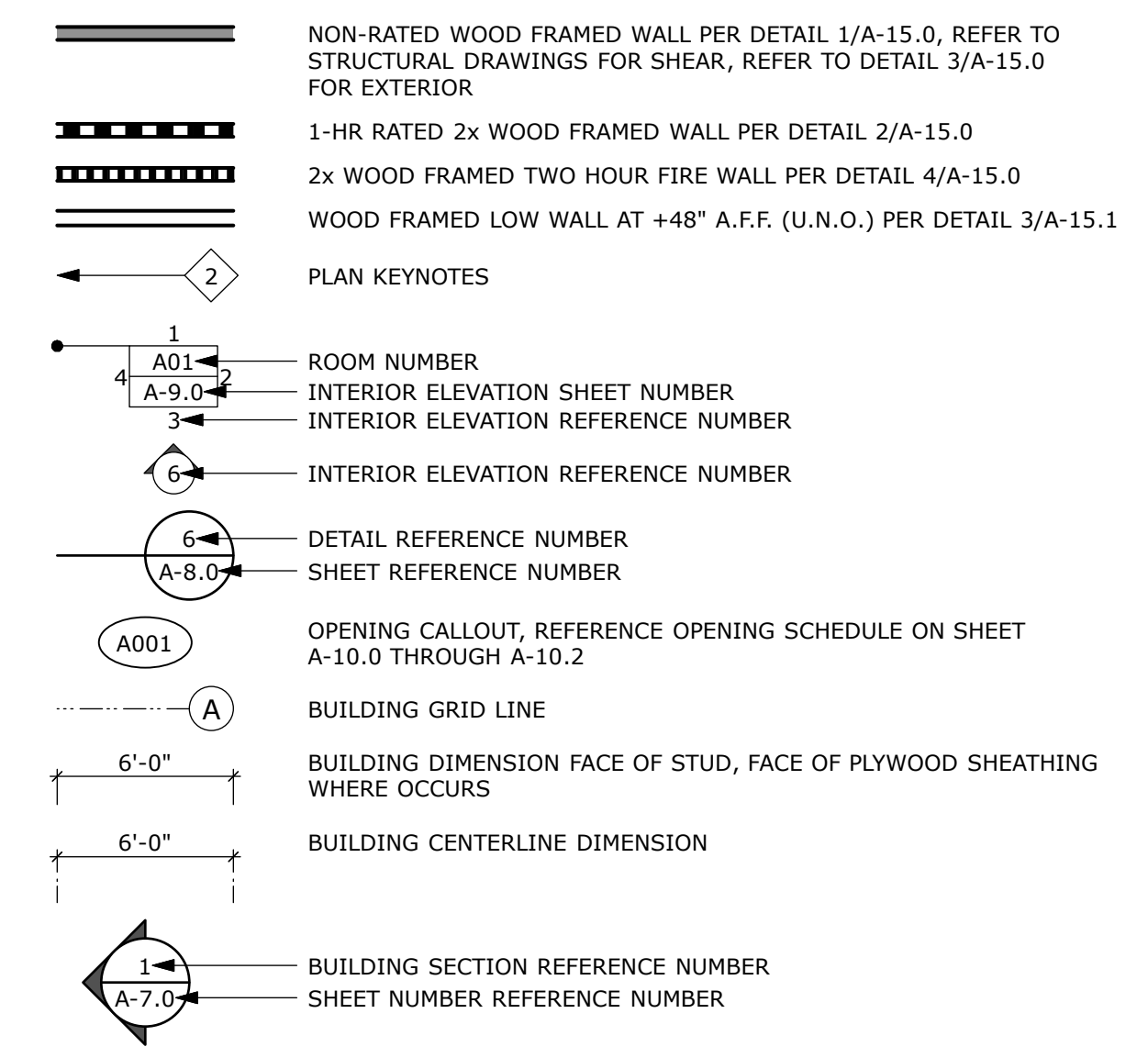


**NOT DSA APPROVED**

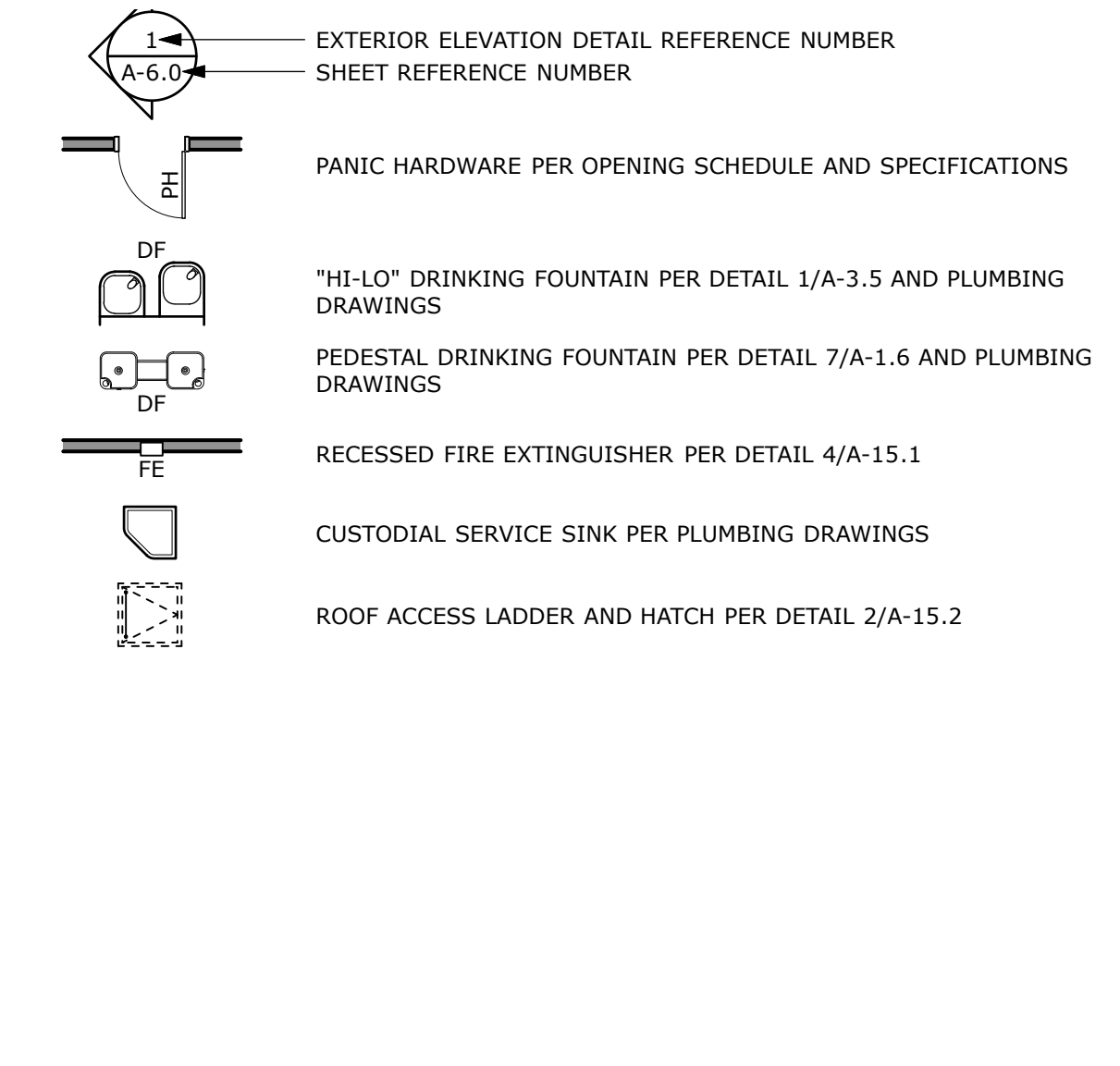
**BUILDING 'C' FLOOR PLAN  
KINDERGARTEN**

SCALE: 1/8" = 1'-0"

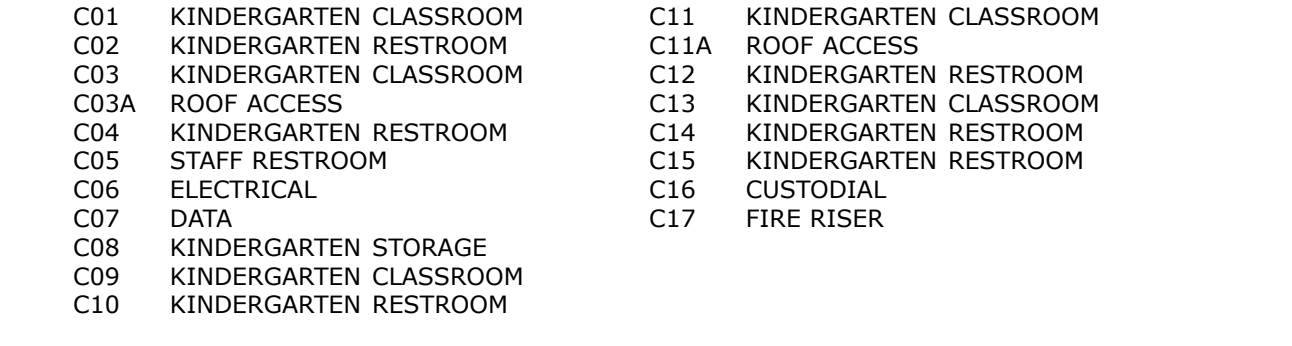
- RECEPTION DESK PER DETAIL 1/A-13.1
- ADMINISTRATION DESK PER DETAIL 2/A-13.1
- STAFF MAILBOX PER DETAIL 5/A-13.1
- LIBRARY CHECKOUT DESK PER DETAIL 3/A-13.1
- FLEX CLASSROOM TEACHING WALL PER DETAIL 4/A-13.1
- PLASTIC LAMINATE CASEWORK FOR INTERIOR ELEVATIONS AND SPECIFICATIONS
- TELEVISION AND WALL MOUNT BRACKET, OWNER FURNISHED CONTRACTOR INSTALLED (OFCI), PROVIDE AND INSTALL BLOCKING AS REQUIRED BY MANUFACTURER AND DETAIL 3/A-3.5. VERIFY TELEVISION MOUNTING HEIGHTS, POWER AND DATA REQUIREMENTS PER ELECTRICAL DRAWINGS
- WALL MOUNTED ULTRA SHORT THROW PROJECTOR, OWNER FURNISHED CONTRACTOR INSTALLED (OFCI), PROVIDE AND INSTALL BLOCKING AS REQUIRED BY MANUFACTURER AND DETAIL 3/A-14.1. VERIFY PROJECTOR MOUNTING HEIGHT, POWER AND DATA REQUIREMENTS PER ELECTRICAL DRAWINGS
- 5" HIGH X 8" LONG PROJECTION MARKERBOARD PER SPECIFICATIONS
- 5" HIGH X 16" LONG PROJECTION MARKERBOARD PER SPECIFICATIONS
- 5" HIGH X 8" LONG STANDARD MARKERBOARD PER SPECIFICATIONS
- 5" HIGH X 16" LONG STANDARD MARKERBOARD PER SPECIFICATIONS
- COPIER/PRINTER, OWNER FURNISHED OWNER INSTALLED (OFOI), POWER AND DATA REQUIREMENTS PER ELECTRICAL DRAWINGS
- REFRIGERATOR, OWNER FURNISHED OWNER INSTALLED (OFOI), FOR UTILITY REQUIREMENTS REFERENCE PLUMBING AND ELECTRICAL DRAWINGS
- CUMMULATIVE FILES DRAWERS, OWNER FURNISHED OWNER INSTALLED (OFOI)
- CHANGE IN FLOOR FINISH (C = CARPET, RF = RESILIENT FLOORING, AF = ATHLETIC FLOORING)
- EXPOSED GLULAMINATED BEAM/POST ABOVE PER STRUCTURAL DRAWINGS
- EXPOSED PAINTED STRUCTURAL STEEL PIPE/TUBE PER STRUCTURAL DRAWINGS
- EXPOSED MECHANICAL DUCTING PER MECHANICAL DRAWINGS
- INTEGRATED ENTRY CABINET PER SPECIFICATIONS, MINIMUM OF 3'-0" DEEP OR PER PLAN
- FIRE SPRINKLER RISER PER FIRE PROTECTION DRAWINGS
- ROOF ACCESS LADDER PER DETAIL 2/A-15.2
- SLIDE PER SPECIFICATIONS
- WATER HEATER PER PLUMBING DRAWINGS
- MAIN AND SIDE COURT BASKETBALL GOALS PER STRUCTURAL AND PER DETAIL 5/A-14.1
- OVERHEAD VERTICAL FOLDING DOORS PER OPENING SCHEDULE AND SPECIFICATIONS
- MAIN AND CROSS COURT BASKETBALL AND VOLLEYBALL COURT LINES
- PAINTED BLACK PIPE GRID ABOVE PER STRUCTURAL DRAWINGS, FABRIC CURTAINS PER SPECIFICATIONS
- BLEACHERS PER SPECIFICATIONS WITH REQUIRED CLEAR ACCESSIBLE SPACES WITH COMPANION SEATS (C), SEMI-AMBULATORY SEATS (S) AND AISLE SEATING (A)
- MOTORIZED FABRIC TRACK, FABRIC CURTAIN AND VALANCE DETAIL 4/A-14.1
- VALANCE TO MATCH VALANCE OF PROSCENIUM OPENING, REFERENCE INTERIOR ELEVATIONS
- MOTORIZED PROJECTION SCREEN PER DETAIL 4/A-14.1, SPECIFICATIONS, AND ELECTRICAL DRAWINGS
- OPERABLE WALL PER DETAIL 4/A-14.1 AND SPECIFICATIONS
- SCOREBOARD PER SPECIFICATIONS AND ELECTRICAL DRAWINGS
- WALL PADDING PER SPECIFICATIONS
- DISHWASHER PER PLUMBING DRAWINGS
- ELEVATOR PER DETAIL 1/A-3.9 AND SPECIFICATIONS
- STAIR PER DETAIL 1/A-1.14 (STAIR A1, STAIR A2 OR STAIR B)
- KNOXBOX, BLACK FINISH RECESSED MOUNTED
- INTERIOR BIKE RACK PER SPECIFICATIONS, MOUNT 6'-0" AFF PER DETAIL 4/A-3.5
- SCHOOL PLAQUE PER DETAIL 6/A-15.1
- NURSE OFFICE PRIVACY CURTAIN PER DETAIL 2/A-14.1 AND SPECIFICATIONS
- WATER FILTER AND DISPENSER, OWNER FURNISHED CONTRACTOR INSTALLED (OFCI), FOR UTILITY REQUIREMENTS REFERENCE PLUMBING AND ELECTRICAL DRAWINGS
- 4'-0" X 8'-0" CEMENTITIOUS WOOD FIBER PANELS PER DETAIL 1/A-14.1 AND SPECIFICATIONS
- DECK AREA DRAIN PER PLUMBING
- ROOF DRAIN DOWNSPOUT FROM UPPER CORRAL CANOPY ABOVE, PER DETAIL 5/A-3.8



**FLOOR PLAN SYMBOLS**



**BUILDING KEYPLAN**

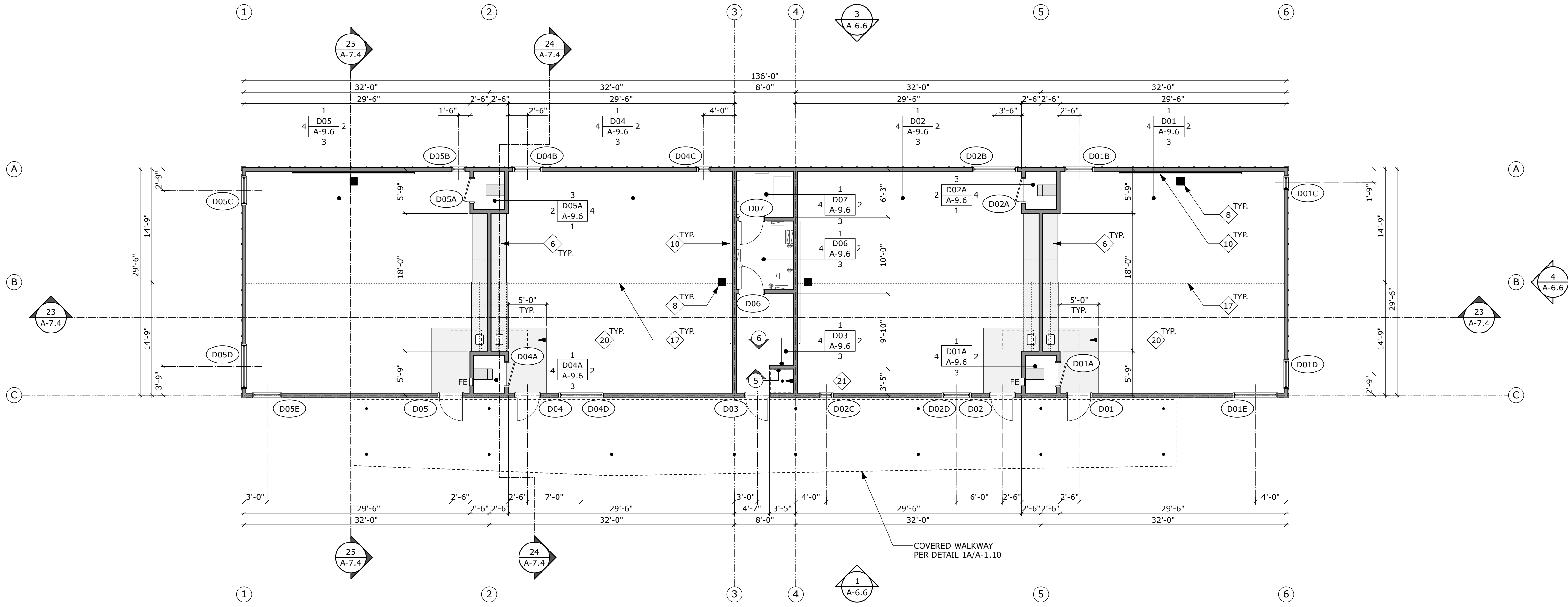


**ROOM LEGEND**

- |      |                        |     |                        |
|------|------------------------|-----|------------------------|
| C01  | KINDERGARTEN CLASSROOM | C11 | KINDERGARTEN CLASSROOM |
| C02  | KINDERGARTEN RESTROOM  | C12 | ROOF ACCESS            |
| C03  | KINDERGARTEN CLASSROOM | C13 | KINDERGARTEN CLASSROOM |
| C03A | ROOF ACCESS            | C14 | KINDERGARTEN RESTROOM  |
| C04  | KINDERGARTEN RESTROOM  | C15 | KINDERGARTEN RESTROOM  |
| C05  | STAFF RESTROOM         | C16 | CUSTODIAL              |
| C06  | ELECTRICAL             | C17 | FIRE RISER             |
| C07  | DATA                   |     |                        |
| C08  | KINDERGARTEN STORAGE   |     |                        |
| C09  | KINDERGARTEN CLASSROOM |     |                        |
| C10  | KINDERGARTEN RESTROOM  |     |                        |

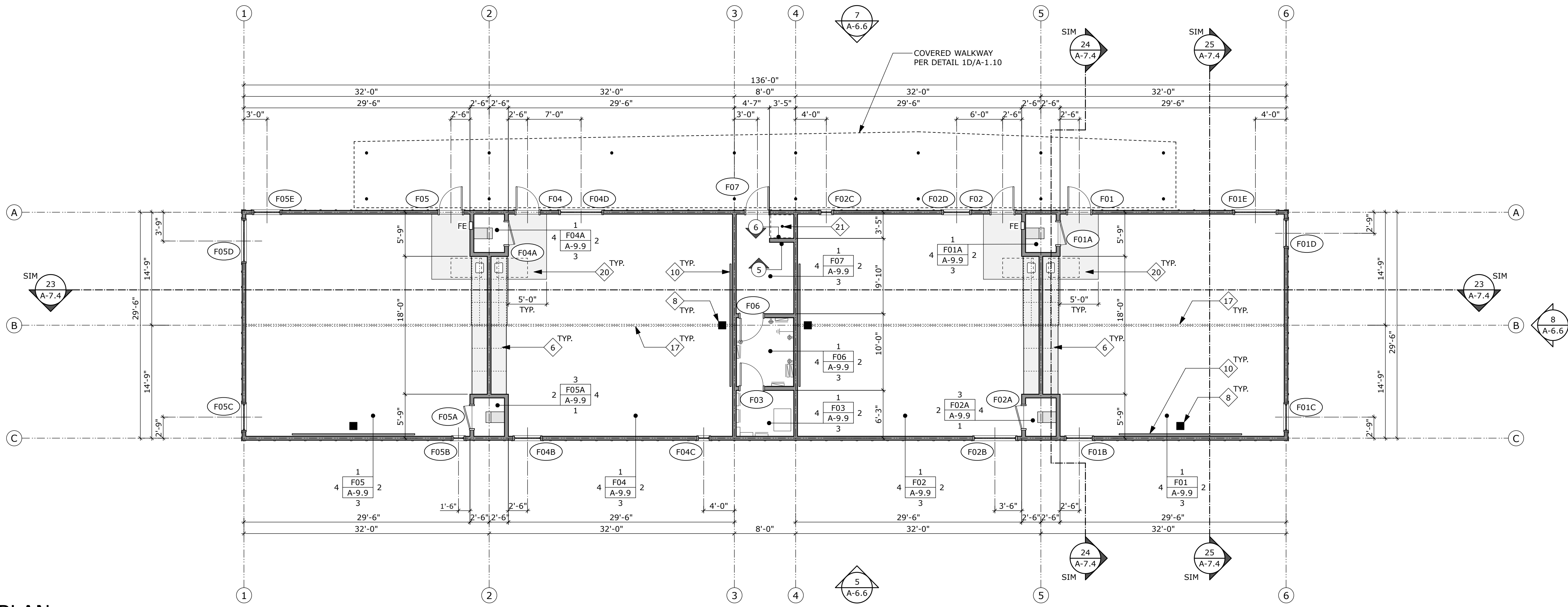
**CORRAL HOLLOW  
ELEMENTARY SCHOOL**  
TRACY, CA  
JEFFERSON SCHOOL DISTRICT

**BUILDING 'C'  
FLOOR PLAN**  
KINDERGARTEN



**BUILDING 'D' FLOOR PLAN**  
LOWER GRADES

SCALE: 1/8" = 1'-0"

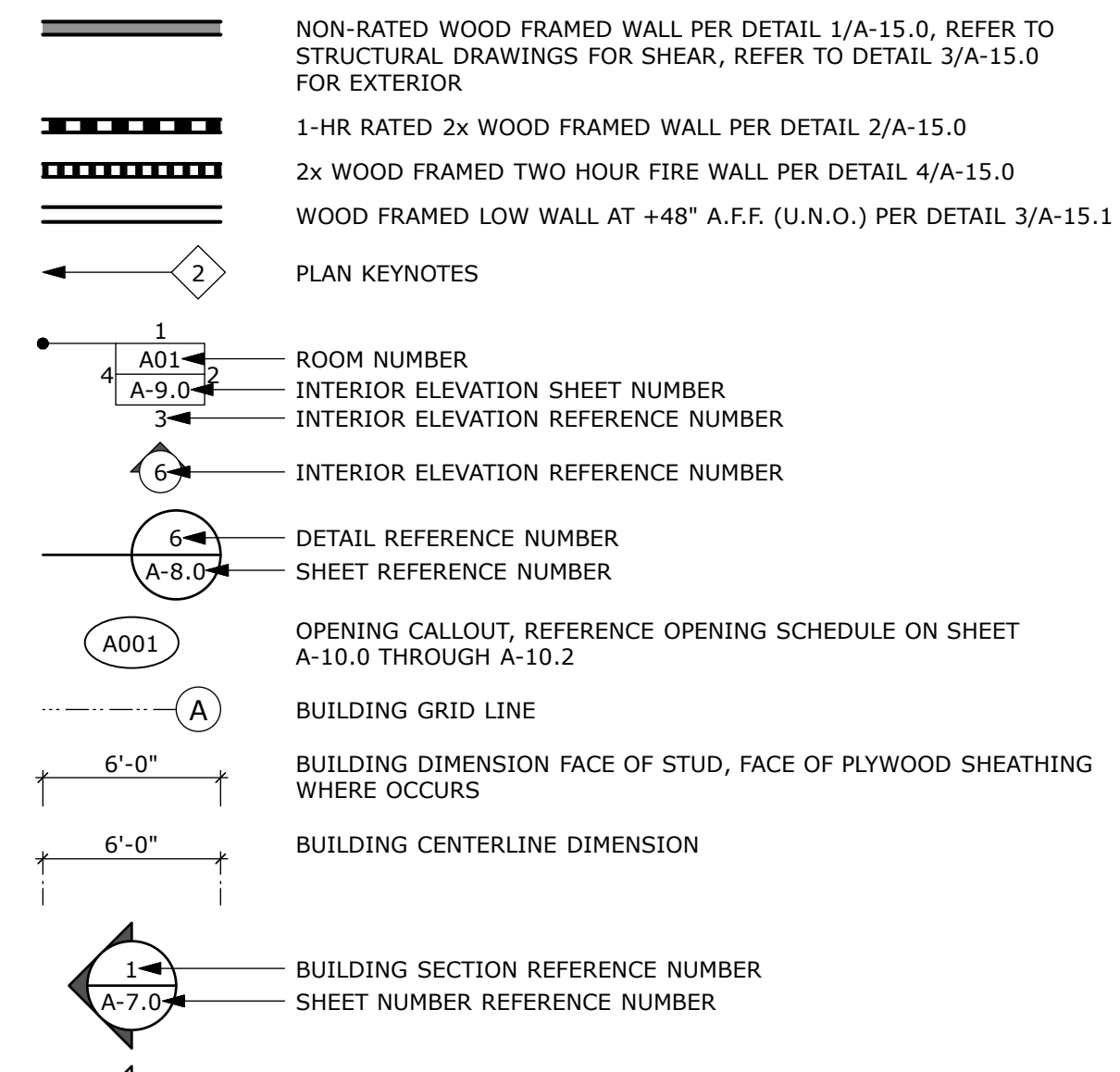


**BUILDING 'F' FLOOR PLAN**  
LOWER GRADES

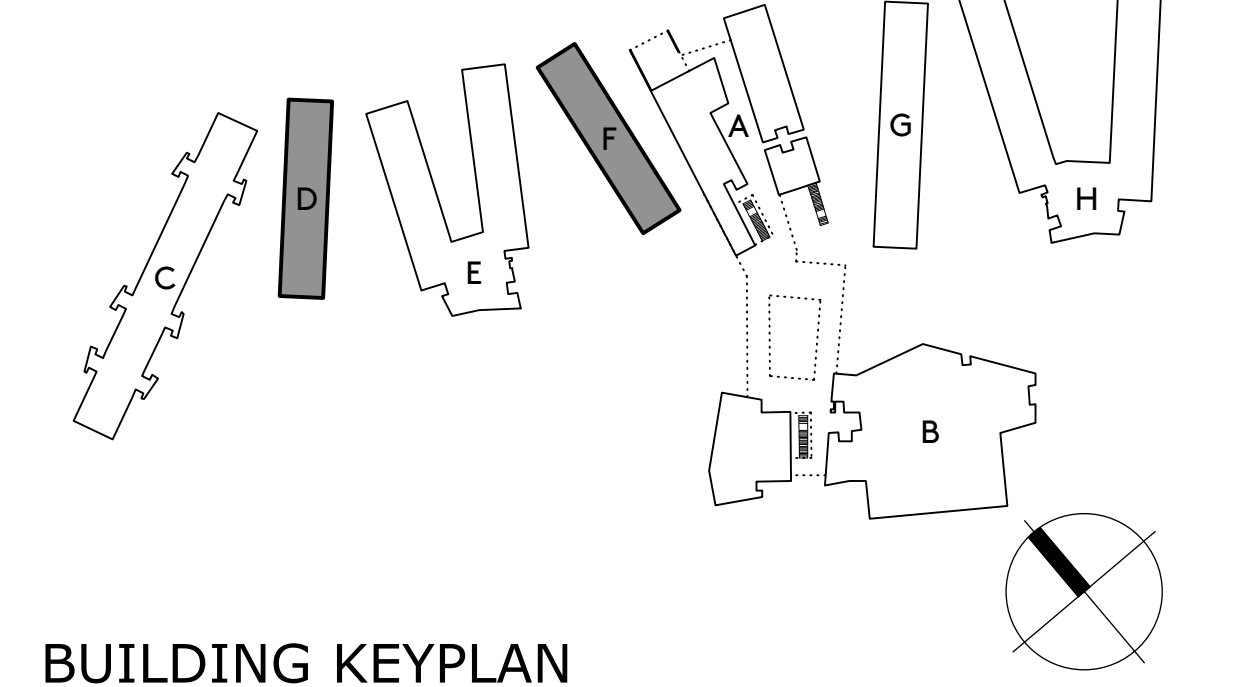
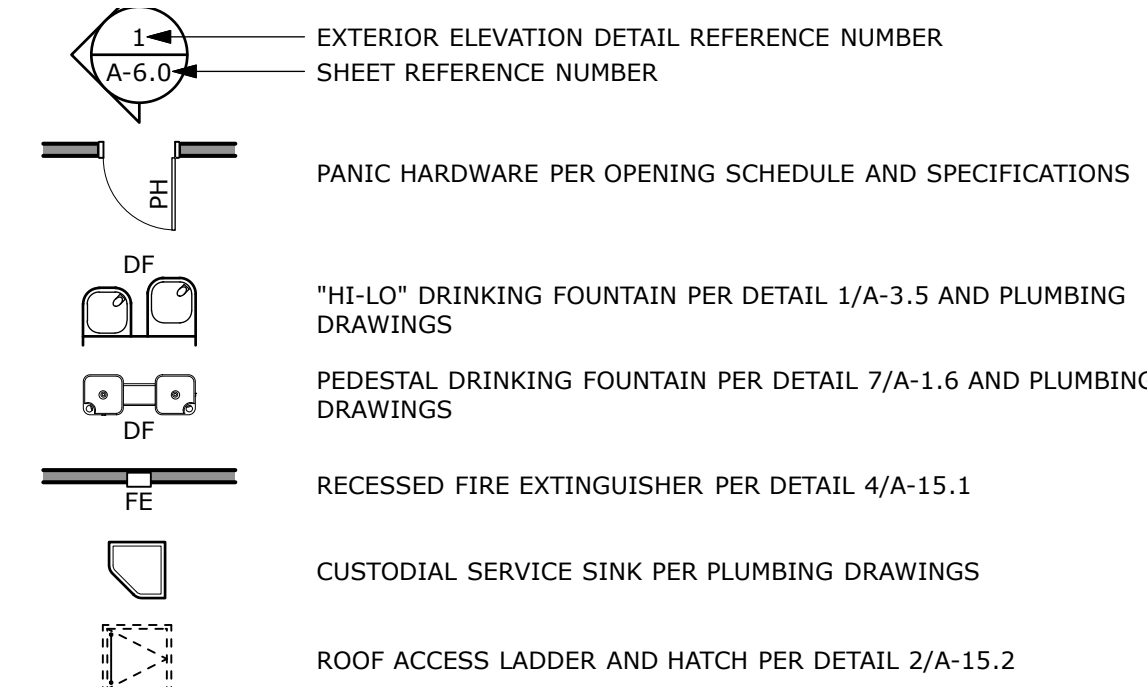
SCALE: 1/8" = 1'-0"

- RECEPTION DESK PER DETAIL 1/A-13.1
- ADMINISTRATION DESK PER DETAIL 2/A-13.1
- STAFF MAILBOX PER DETAIL 5/A-13.1
- LIBRARY CHECKOUT DESK PER DETAIL 3/A-13.1
- FLEX CLASSROOM TEACHING WALL PER DETAIL 4/A-13.1
- PLASTIC LAMINATE CASEWORK FOR INTERIOR ELEVATIONS AND SPECIFICATIONS
- TELEVISION AND WALL MOUNT BRACKET, OWNER FURNISHED CONTRACTOR INSTALLED (OFCI), PROVIDE AND INSTALL BLOCKING AS REQUIRED BY MANUFACTURER AND DETAIL 3/A-3.5. VERIFY TELEVISION MOUNTING HEIGHTS, POWER AND DATA REQUIREMENTS PER ELECTRICAL DRAWINGS
- WALL MOUNTED ULTRA SHORT THROW PROJECTOR, OWNER FURNISHED CONTRACTOR INSTALLED (OFCI), PROVIDE AND INSTALL BLOCKING AS REQUIRED BY MANUFACTURER AND DETAIL 3/A-14.1. VERIFY PROJECTOR MOUNTING HEIGHT, POWER AND DATA REQUIREMENTS PER ELECTRICAL DRAWINGS
- 5' HIGH X 8' LONG PROJECTION MARKERBOARD PER SPECIFICATIONS
- 5' HIGH X 16' LONG PROJECTION MARKERBOARD PER SPECIFICATIONS
- 5' HIGH X 8' LONG STANDARD MARKERBOARD PER SPECIFICATIONS
- 5' HIGH X 16' LONG STANDARD MARKERBOARD PER SPECIFICATIONS
- COPIER/PRINTER, OWNER FURNISHED OWNER INSTALLED (OFOI), POWER AND DATA REQUIREMENTS PER ELECTRICAL DRAWINGS
- REFRIGERATOR, OWNER FURNISHED OWNER INSTALLED (OFOI), FOR UTILITY REQUIREMENTS REFERENCE PLUMBING AND ELECTRICAL DRAWINGS
- CUMULATIVE FILES DRAWERS, OWNER FURNISHED OWNER INSTALLED (OFOI)
- CHANGE IN FLOOR FINISH (C = CARPET, RF = RESILIENT FLOORING, AF = ATHLETIC FLOORING)
- EXPOSED GULF LAMINATED BEAM/POST ABOVE STRUCTURAL DRAWINGS
- EXPOSED PAINTED STRUCTURAL STEEL PIPE/TUBE PER STRUCTURAL DRAWINGS
- EXPOSED MECHANICAL DUCTING PER MECHANICAL DRAWINGS
- INTEGRATED ENTRY CABINET PER SPECIFICATIONS, MINIMUM OF 3'-0" DEEP OR PER PLAN
- FIRE SPRINKLER RISER PER FIRE PROTECTION DRAWINGS
- ROOF ACCESS LADDER PER DETAIL 2/A-15.2
- SLIDE PER SPECIFICATIONS
- WATER HEATER PER PLUMBING DRAWINGS
- MAIN AND SIDE COURT BASKETBALL GOALS PER STRUCTURAL AND PER DETAIL 5/A-14.1
- OVERHEAD VERTICAL FOLDING DOORS PER OPENING SCHEDULE AND SPECIFICATIONS
- MAIN AND CROSS COURT BASKETBALL AND VOLLEYBALL COURT LINES
- PAINTED BLACK PIPE GRID ABOVE PER STRUCTURAL DRAWINGS, FABRIC CURTAINS PER SPECIFICATIONS
- BLEACHERS PER SPECIFICATIONS WITH REQUIRED CLEAR ACCESSIBLE SPACES WITH COMPANION SEATS (C), SEMI-AMBULATORY SEATS (S) AND AISLE SEATING (A)
- MOTORIZED FABRIC TRACK, FABRIC CURTAIN AND VALANCE DETAIL 4/A-14.1
- VALANCE TO MATCH VALANCE OF PROSCENIUM OPENING, REFERENCE INTERIOR ELEVATIONS
- MOTORIZED PROJECTION SCREEN PER DETAIL 4/A-14.1, SPECIFICATIONS, AND ELECTRICAL DRAWINGS

- OPERABLE WALL PER DETAIL 4/A-14.1 AND SPECIFICATIONS
- SCOREBOARD PER SPECIFICATIONS AND ELECTRICAL DRAWINGS
- WALL PADDING PER SPECIFICATIONS
- DISHWASHER PER PLUMBING DRAWINGS
- ELEVATOR PER DETAIL 1/A-3.9 AND SPECIFICATIONS
- STAIR PER DETAIL 1/A-1.14 (STAIR A1), STAIR A2 OR STAIR B)
- KNOXBOX, BLACK FINISH RECESSED MOUNTED
- INTERIOR BIKE RACK PER SPECIFICATIONS, MOUNT 6'-0" AFF PER DETAIL 4/A-3.5
- SCHOOL PLAQUE PER DETAIL 6/A-15.1
- NURSE OFFICE PRIVACY CURTAIN PER DETAIL 2/A-14.1 AND SPECIFICATIONS
- WATER FILTER AND DISPENSOR, OWNER FURNISHED CONTRACTOR INSTALLED (OFCI), FOR UTILITY REQUIREMENTS REFERENCE PLUMBING AND ELECTRICAL DRAWINGS
- 4'-0" X 8'-0" CEMENTITIOUS WOOD FIBER PANELS PER DETAIL 1/A-14.1 AND SPECIFICATIONS
- DECK AREA DRAIN PER PLUMBING
- ROOF DRAIN DOWNSPOUT FROM UPPER CORRAL CANOPY ABOVE, PER DETAIL 5/A-3.8



FLOOR PLAN SYMBOLS



BUILDING KEYPLAN

Room Number	Description	Room Number	Description
D01	CLASSROOM	F01	CLASSROOM
D01A	MECHANICAL CLOSET	F01A	MECHANICAL CLOSET
D02	CLASSROOM	F02	CLASSROOM
D02A	MECHANICAL CLOSET	F02A	MECHANICAL CLOSET
D03	FIRE RISER / STORAGE	F03	ELECTRICAL
D04	CLASSROOM	F04	CLASSROOM
D04A	MECHANICAL CLOSET	F04A	MECHANICAL CLOSET
D05	CLASSROOM	F05	CLASSROOM
D05A	MECHANICAL CLOSET	F05A	MECHANICAL CLOSET
D06	DATA	F06	DATA
D07	ELECTRICAL	F07	FIRE RISER / STORAGE

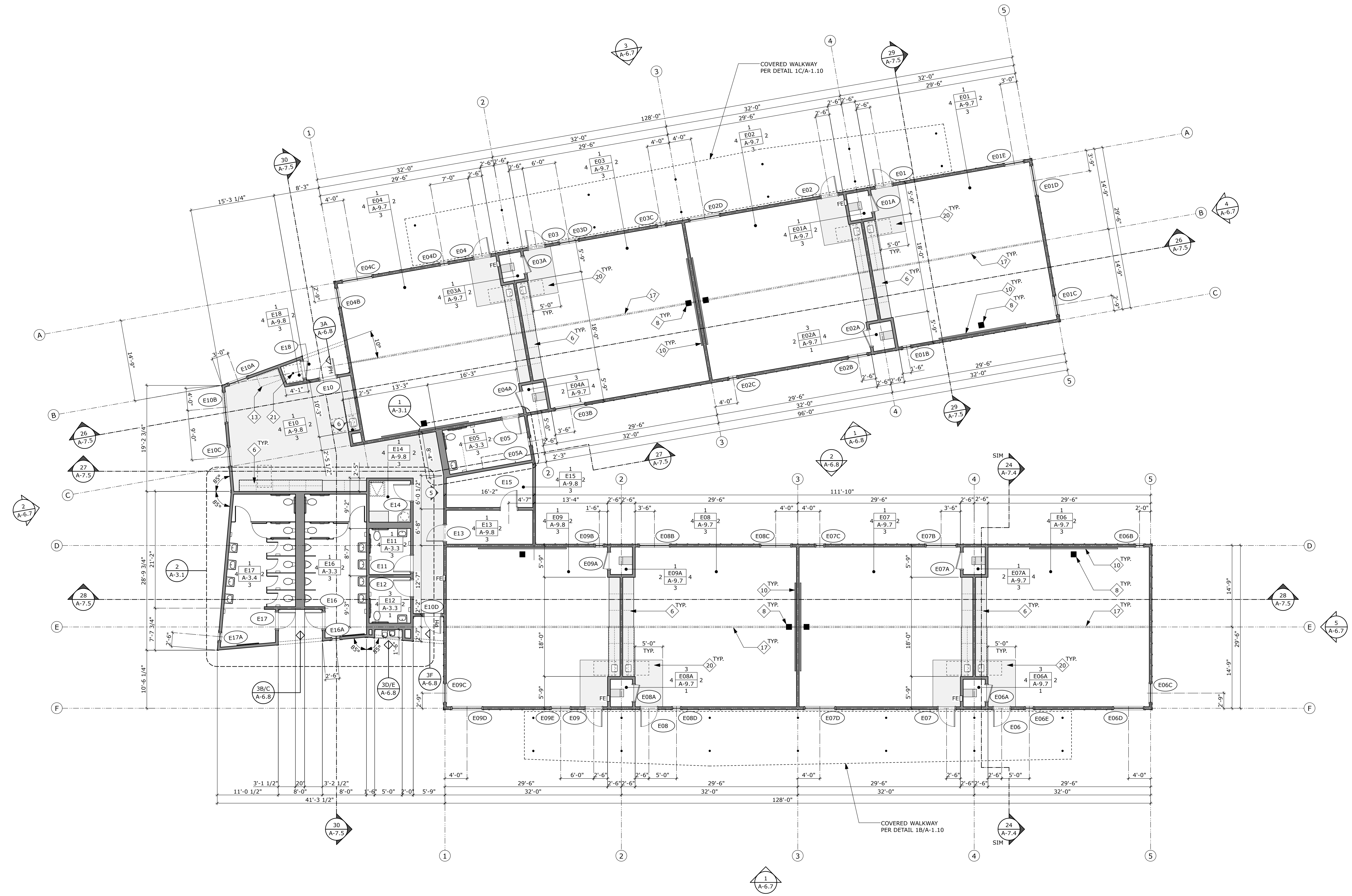
ROOM LEGEND

FLOOR PLAN KEYNOTES

**NOT DSA APPROVED**

CORRAL HOLLOW  
ELEMENTARY SCHOOL  
TRACY, CA  
JEFFERSON SCHOOL DISTRICT

BUILDINGS 'D' AND 'F'  
FLOOR PLAN  
LOWER GRADES



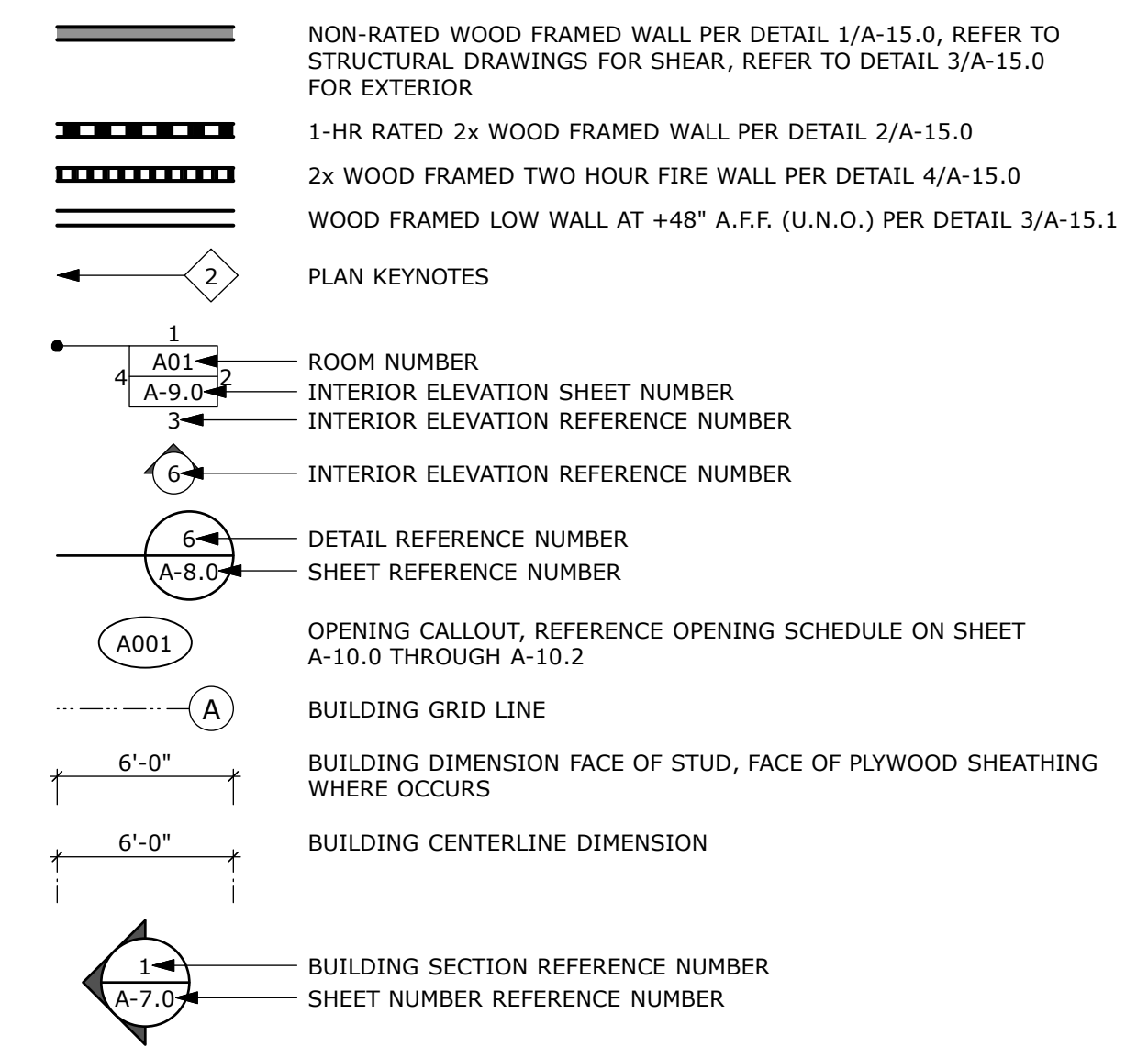
**NOT DSA APPROVED**

**CORRAL HOLLOW  
ELEMENTARY SCHOOL**  
TRACY, CA  
JEFFERSON SCHOOL DISTRICT

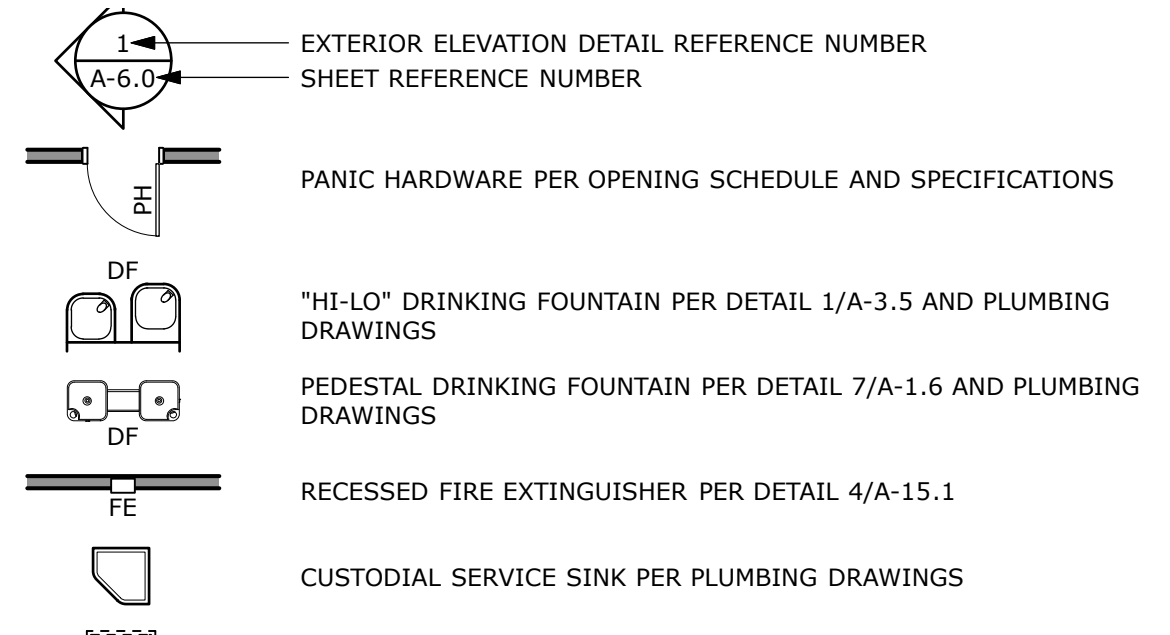
**BUILDING 'E' FLOOR PLAN  
LOWER GRADES**

1. RECEPTION DESK PER DETAIL 1/A-13.1
2. ADMINISTRATION DESK PER DETAIL 2/A-13.1
3. STAFF MAILBOX PER DETAIL 5/A-13.1
4. LIBRARY CHECKOUT DESK PER DETAIL 3/A-13.1
5. FLEX CLASSROOM TEACHING WALL PER DETAIL 4/A-13.1
6. PLASTIC LAMINATE CASEWORK FOR INTERIOR ELEVATIONS AND SPECIFICATIONS
7. TELEVISION AND WALL MOUNT BRACKET, OWNER FURNISHED CONTRACTOR INSTALLED (OFICI), PROVIDE AND INSTALL BLOCKING AS REQUIRED BY MANUFACTURER AND DETAIL 3/A-3.5. VERIFY TELEVISION MOUNTING HEIGHTS, POWER AND DATA REQUIREMENTS PER ELECTRICAL DRAWINGS
8. WALL MOUNTED ULTRA SHORT THROW PROJECTOR, OWNER FURNISHED CONTRACTOR INSTALLED (OFICI), PROVIDE AND INSTALL BLOCKING AS REQUIRED BY MANUFACTURER AND DETAIL 3/A-14.1. VERIFY PROJECTOR MOUNTING HEIGHT, POWER AND DATA REQUIREMENTS PER ELECTRICAL DRAWINGS
9. 5" HIGH X 8" LONG PROJECTION MARKERBOARD PER SPECIFICATIONS
10. 5" HIGH X 16" LONG PROJECTION MARKERBOARD PER SPECIFICATIONS
11. 5" HIGH X 8" LONG STANDARD MARKERBOARD PER SPECIFICATIONS
12. 5" HIGH X 16" LONG STANDARD MARKERBOARD PER SPECIFICATIONS
13. COPIER/PRINTER, OWNER FURNISHED OWNER INSTALLED (OFIO), POWER AND DATA REQUIREMENTS PER ELECTRICAL DRAWINGS
14. REFRIGERATOR, OWNER FURNISHED OWNER INSTALLED (OFIO), FOR UTILITY REQUIREMENTS REFERENCE PLUMBING AND ELECTRICAL DRAWINGS
15. CUMMULATIVE FILES DRAWERS, OWNER FURNISHED OWNER INSTALLED (OFIO)
16. CHANGE IN FLOOR FINISH (C = CARPET, RF = RESILIENT FLOORING, AF = ATHLETIC FLOORING)
17. EXPOSED GUL-LAMINATED BEAM/POST ABOVE STRUCTURAL DRAWINGS
18. EXPOSED PAINTED STRUCTURAL STEEL PIPE/TUBE PER STRUCTURAL DRAWINGS
19. EXPOSED MECHANICAL DUCTING PER MECHANICAL DRAWINGS
20. INTEGRATED ENTRY CABINET PER SPECIFICATIONS, MINIMUM OF 3'-0" DEEP OR PER PLAN
21. FIRE SPRINKLER RISER PER FIRE PROTECTION DRAWINGS
22. ROOF ACCESS LADDER PER DETAIL 2/A-15.2
23. SLIDE PER SPECIFICATIONS
24. WATER HEATER PER PLUMBING DRAWINGS
25. MAIN AND SIDE COURT BASKETBALL GOALS PER STRUCTURAL AND PER DETAIL 5/A-14.1
26. OVERHEAD VERTICAL FOLDING DOORS PER OPENING SCHEDULE AND SPECIFICATIONS
27. MAIN AND CROSS COURT BASKETBALL AND VOLLEYBALL COURT LINES
28. PAINTED BLACK PIPE GRID ABOVE PER STRUCTURAL DRAWINGS, FABRIC CURTAINS PER SPECIFICATIONS
29. BLEACHERS PER SPECIFICATIONS WITH REQUIRED CLEAR ACCESSIBLE SPACES WITH COMPANION SEATS (C), SEMI-AMBULATORY SEATS (S) AND AISLE SEATING (A)
30. MOTORIZED FABRIC TRACK, FABRIC CURTAIN AND VALANCE DETAIL 4/A-14.1
31. VALANCE TO MATCH VALANCE OF PROSCENIUM OPENING, REFERENCE INTERIOR ELEVATIONS
32. MOTORIZED PROJECTION SCREEN PER DETAIL 4/A-14.1, SPECIFICATIONS, AND ELECTRICAL DRAWINGS
33. OPERABLE WALL PER DETAIL 4/A-14.1 AND SPECIFICATIONS
34. SCOREBOARD PER SPECIFICATIONS AND ELECTRICAL DRAWINGS
35. WALL PADDING PER SPECIFICATIONS
36. DISHWASHER PER PLUMBING DRAWINGS
37. ELEVATOR PER DETAIL 1/A-3.9 AND SPECIFICATIONS
38. STAIR PER DETAIL 1/A-1.14 (STAIR #1), STAIR #2 OR STAIR B)
39. KNOXBOX, BLACK FINISH RECESSED MOUNTED
40. INTERIOR BIKE RACK PER SPECIFICATIONS, MOUNT 6'-0" AFF PER DETAIL 4/A-3.5
41. SCHOOL PLAQUE PER DETAIL 6/A-15.1
42. NURSE OFFICE PRIVACY CURTAIN PER DETAIL 2/A-14.1 AND SPECIFICATIONS
43. WATER FILTER AND DISPENSOR, OWNER FURNISHED CONTRACTOR INSTALLED (OFICI), FOR UTILITY REQUIREMENTS REFERENCE PLUMBING AND ELECTRICAL DRAWINGS
44. 4'-0" X 8'-0" CEMENTITIOUS WOOD FIBER PANELS PER DETAIL 1/A-14.1 AND SPECIFICATIONS
45. DECK AREA DRAIN PER PLUMBING
46. ROOF DRAIN DOWNSPOUT FROM UPPER CORRAL CANOPY ABOVE, PER DETAIL 5/A-3.8

**FLOOR PLAN KEYNOTES**



**FLOOR PLAN SYMBOLS**

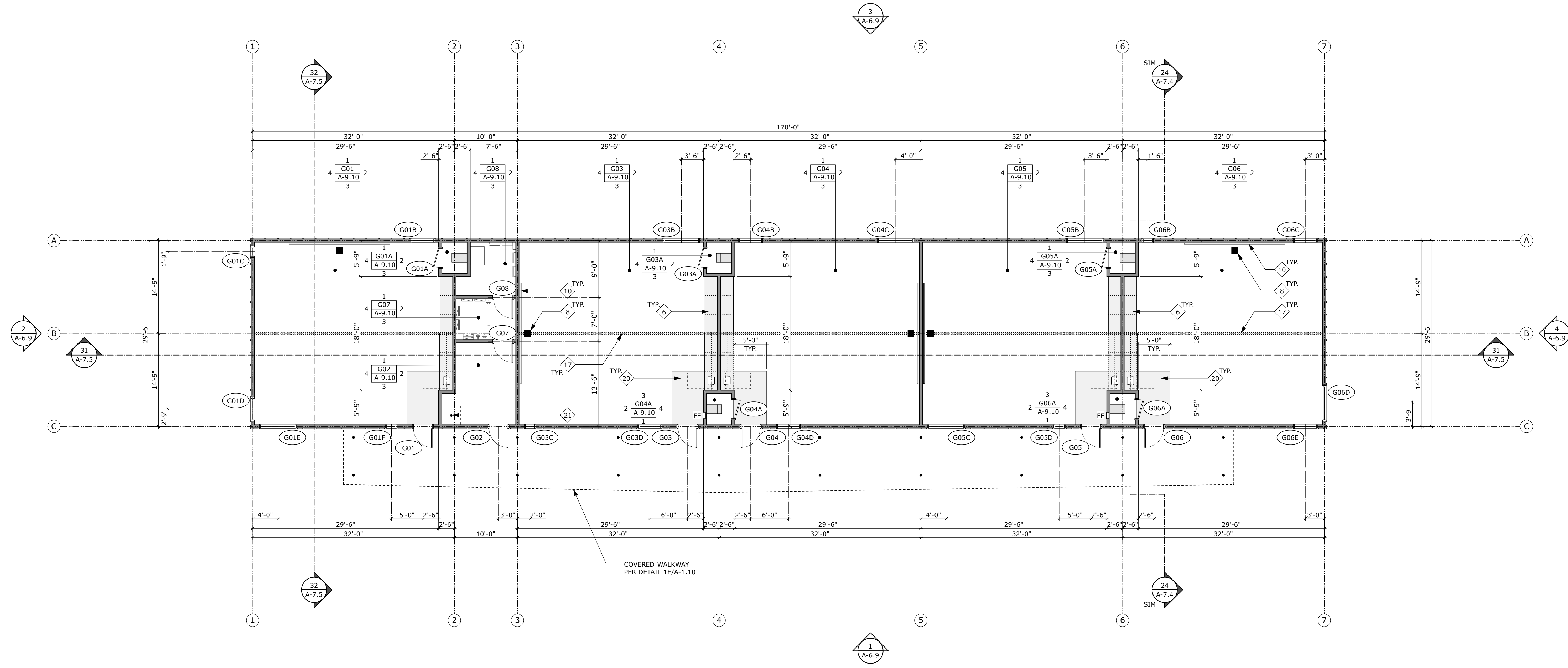


**BUILDING KEYPLAN**

- |                        |                        |
|------------------------|------------------------|
| E01 CLASSROOM          | E08 CLASSROOM          |
| E01A MECHANICAL CLOSET | E08A MECHANICAL CLOSET |
| E02 CLASSROOM          | E09 CLASSROOM          |
| E02A MECHANICAL CLOSET | E09A MECHANICAL CLOSET |
| E03 CLASSROOM          | E10 STAFF WORKROOM     |
| E03A MECHANICAL CLOSET | E11 STAFF RESTROOM     |
| E04 SDC CLASSROOM      | E12 STAFF RESTROOM     |
| E04A MECHANICAL CLOSET | E13 DATA               |
| E05 SDC RESTROOM       | E14 CUSTODIAL          |
| E06 CLASSROOM          | E15 ELECTRICAL         |
| E06A MECHANICAL CLOSET | E16 BOYS RESTROOM      |
| E07 CLASSROOM          | E17 GIRLS RESTROOM     |
| E07A MECHANICAL CLOSET | E18 FIRE RISER         |

**ROOM LEGEND**

**BUILDING 'E'  
FLOOR PLAN**  
LOWER GRADES



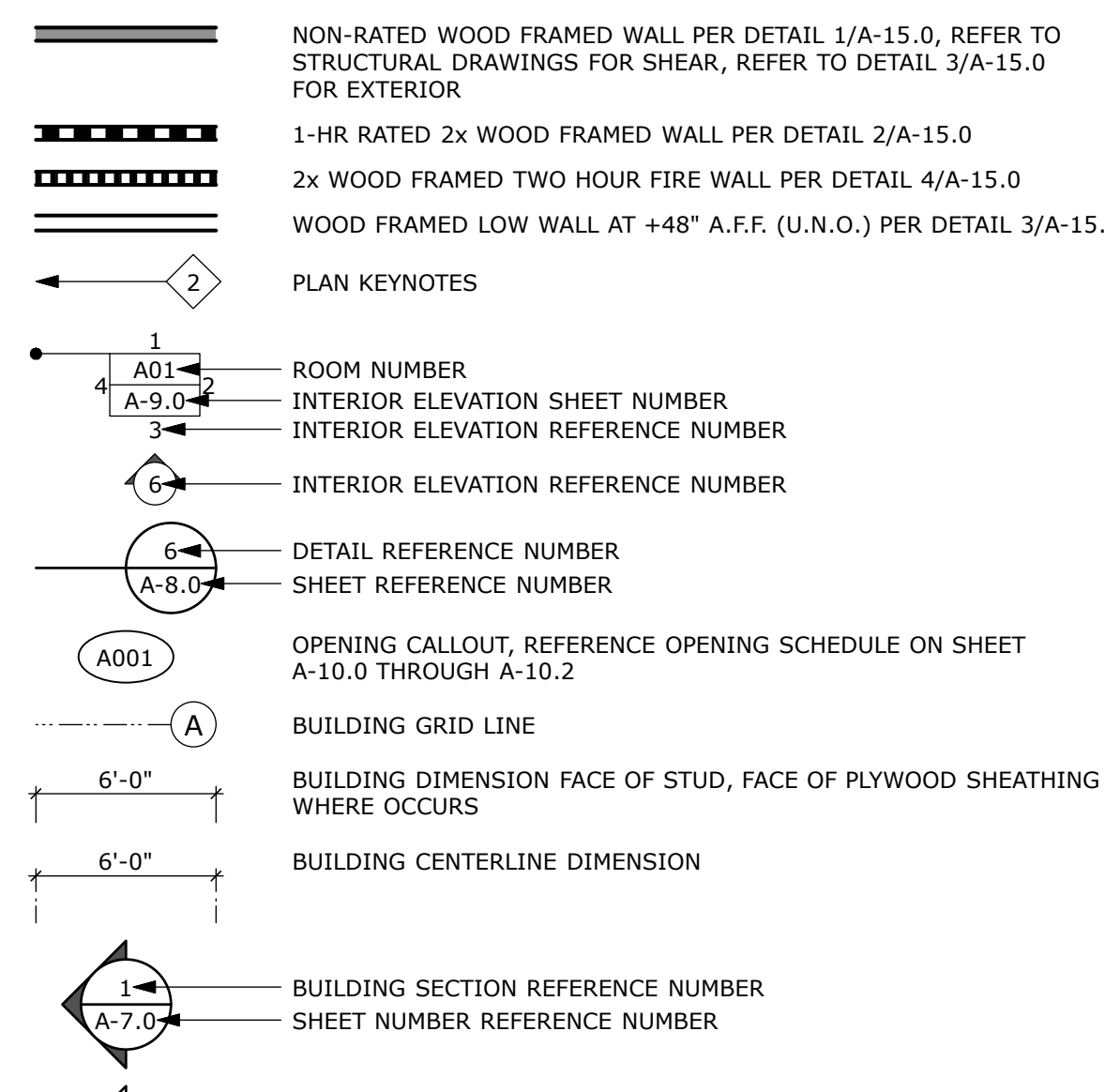
NOT DSA APPROVED

CORRAL HOLLOW  
ELEMENTARY SCHOOL  
TRACY, CA  
JEFFERSON SCHOOL DISTRICT

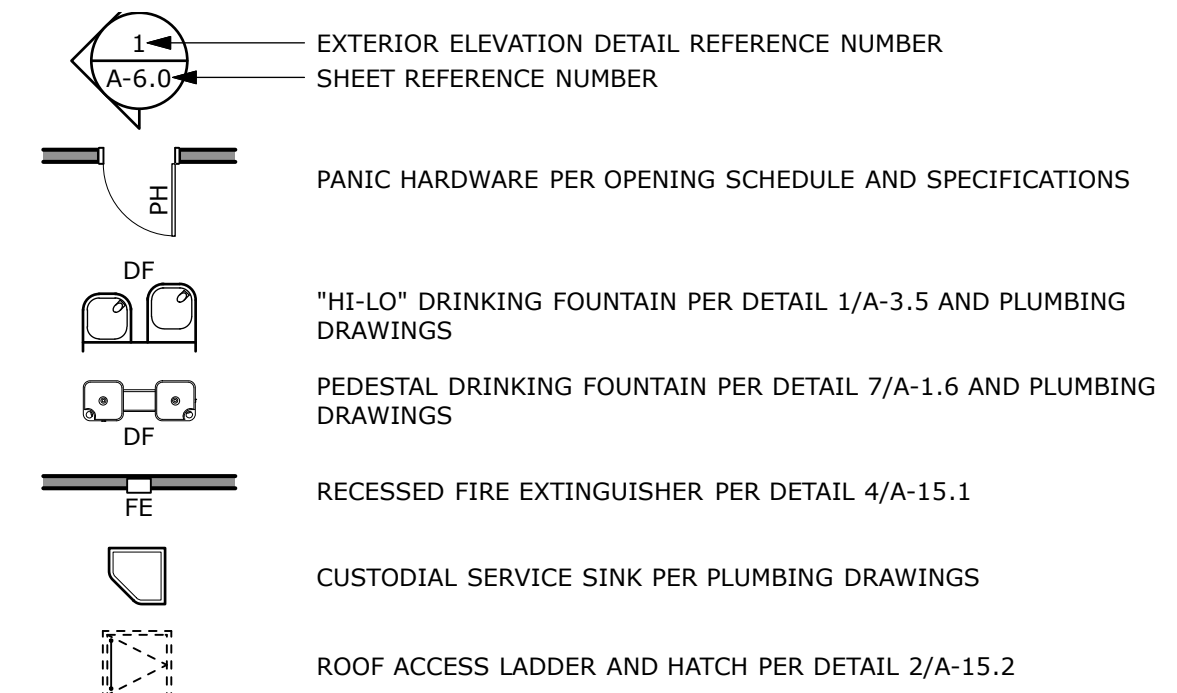
**BUILDING 'G' FLOOR PLAN**  
UPPER GRADES

1. RECEPTION DESK PER DETAIL 1/A-13.1
2. ADMINISTRATION DESK PER DETAIL 2/A-13.1
3. STAFF MAILBOX PER DETAIL 5/A-13.1
4. LIBRARY CHECKOUT DESK PER DETAIL 3/A-13.1
5. FLEX CLASSROOM TEACHING WALL PER DETAIL 4/A-13.1
6. PLASTIC LAMINATE CASEWORK PER INTERIOR ELEVATIONS AND SPECIFICATIONS
7. TELEVISION AND WALL MOUNT BRACKET, OWNER FURNISHED CONTRACTOR INSTALLED (OFCI), PROVIDE AND INSTALL BLOCKING AS REQUIRED BY MANUFACTURER AND DETAIL 3/A-3.5. VERIFY TELEVISION MOUNTING HEIGHTS, POWER AND DATA REQUIREMENTS PER ELECTRICAL DRAWINGS
8. WALL MOUNTED ULTRA SHORT THROW PROJECTOR, OWNER FURNISHED CONTRACTOR INSTALLED (OFCI), PROVIDE AND INSTALL BLOCKING AS REQUIRED BY MANUFACTURER AND DETAIL 3/A-14.1. VERIFY PROJECTOR MOUNTING HEIGHT, POWER AND DATA REQUIREMENTS PER ELECTRICAL DRAWINGS
9. 5" HIGH X 8" LONG PROJECTION MARKERBOARD PER SPECIFICATIONS
10. 5" HIGH X 16" LONG PROJECTION MARKERBOARD PER SPECIFICATIONS
11. 5" HIGH X 8" LONG STANDARD MARKERBOARD PER SPECIFICATIONS
12. 5" HIGH X 16" LONG STANDARD MARKERBOARD PER SPECIFICATIONS
13. COPIER/PRINTER, OWNER FURNISHED OWNER INSTALLED (OFOI), POWER AND DATA REQUIREMENTS PER ELECTRICAL DRAWINGS
14. REFRIGERATOR, OWNER FURNISHED OWNER INSTALLED (OFOI), FOR UTILITY REQUIREMENTS REFERENCE PLUMBING AND ELECTRICAL DRAWINGS
15. CUMULATIVE FILES DRAWERS, OWNER FURNISHED OWNER INSTALLED (OFOI)
16. CHANGE IN FLOOR FINISH (C = CARPET, RF = RESILIENT FLOORING, AF = ATHLETIC FLOORING)
17. EXPOSED GULF LAMINATED BEAM/POST ABOVE PER STRUCTURAL DRAWINGS
18. EXPOSED PAINTED STRUCTURAL STEEL PIPE/TUBE PER STRUCTURAL DRAWINGS
19. EXPOSED MECHANICAL DUCTING PER MECHANICAL DRAWINGS
20. INTEGRATED ENTRY CABINET PER SPECIFICATIONS, MINIMUM OF 3'-0" DEEP OR PER PLAN
21. FIRE SPRINKLER RISER PER FIRE PROTECTION DRAWINGS
22. ROOF ACCESS LADDER PER DETAIL 2/A-15.2
23. SLIDE PER SPECIFICATIONS
24. WATER HEATER PER PLUMBING DRAWINGS
25. MAIN AND SIDE COURT BASKETBALL GOALS PER STRUCTURAL AND PER DETAIL 5/A-14.1
26. OVERHEAD VERTICAL FOLDING DOORS PER OPENING SCHEDULE AND SPECIFICATIONS
27. MAIN AND CROSS COURT BASKETBALL AND VOLLEYBALL COURT LINES
28. PAINTED BLACK PIPE GRID ABOVE PER STRUCTURAL DRAWINGS, FABRIC CURTAINS PER SPECIFICATIONS
29. BLEACHERS PER SPECIFICATIONS WITH REQUIRED CLEAR ACCESSIBLE SPACES WITH COMPANION SEATS (C), SEMI-AMBULATORY SEATS (S) AND AISLE SEATING (A)
30. MOTORIZED FABRIC TRACK, FABRIC CURTAIN AND VALANCE DETAIL 4/A-14.1
31. VALANCE TO MATCH VALANCE OF PROSCENIUM OPENING, REFERENCE INTERIOR ELEVATIONS
32. MOTORIZED PROJECTION SCREEN PER DETAIL 4/A-14.1, SPECIFICATIONS, AND ELECTRICAL DRAWINGS
33. OPERABLE WALL PER DETAIL 4/A-14.1 AND SPECIFICATIONS
34. SCOREBOARD PER SPECIFICATIONS AND ELECTRICAL DRAWINGS
35. WALL PADDING PER SPECIFICATIONS
36. DISHWASHER PER PLUMBING DRAWINGS
37. ELEVATOR PER DETAIL 1/A-3.9 AND SPECIFICATIONS
38. STAIR PER DETAIL 1/A-1.14 (STAIR A), STAIR A2 OR STAIR B)
39. KNOXBOX, BLACK FINISH RECESSED MOUNTED
40. INTERIOR BIKE RACK PER SPECIFICATIONS, MOUNT 6'-0" AFF PER DETAIL 4/A-3.5
41. SCHOOL PLAQUE PER DETAIL 6/A-15.1
42. NURSE OFFICE PRIVACY CURTAIN PER DETAIL 2/A-14.1 AND SPECIFICATIONS
43. WATER FILTER AND DISPENSOR, OWNER FURNISHED CONTRACTOR INSTALLED (OFCI), FOR UTILITY REQUIREMENTS REFERENCE PLUMBING AND ELECTRICAL DRAWINGS
44. 4'-0" X 8'-0" CEMENTITIOUS WOOD FIBER PANELS PER DETAIL 1/A-14.1 AND SPECIFICATIONS
45. DECK AREA DRAIN PER PLUMBING
46. ROOF DRAIN DOWNSPOUT FROM UPPER CORRAL CANOPY ABOVE, PER DETAIL 5/A-3.8

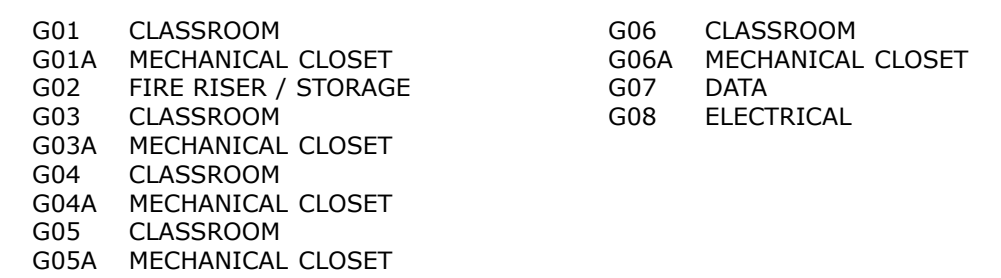
**FLOOR PLAN KEYNOTES**



**FLOOR PLAN SYMBOLS**



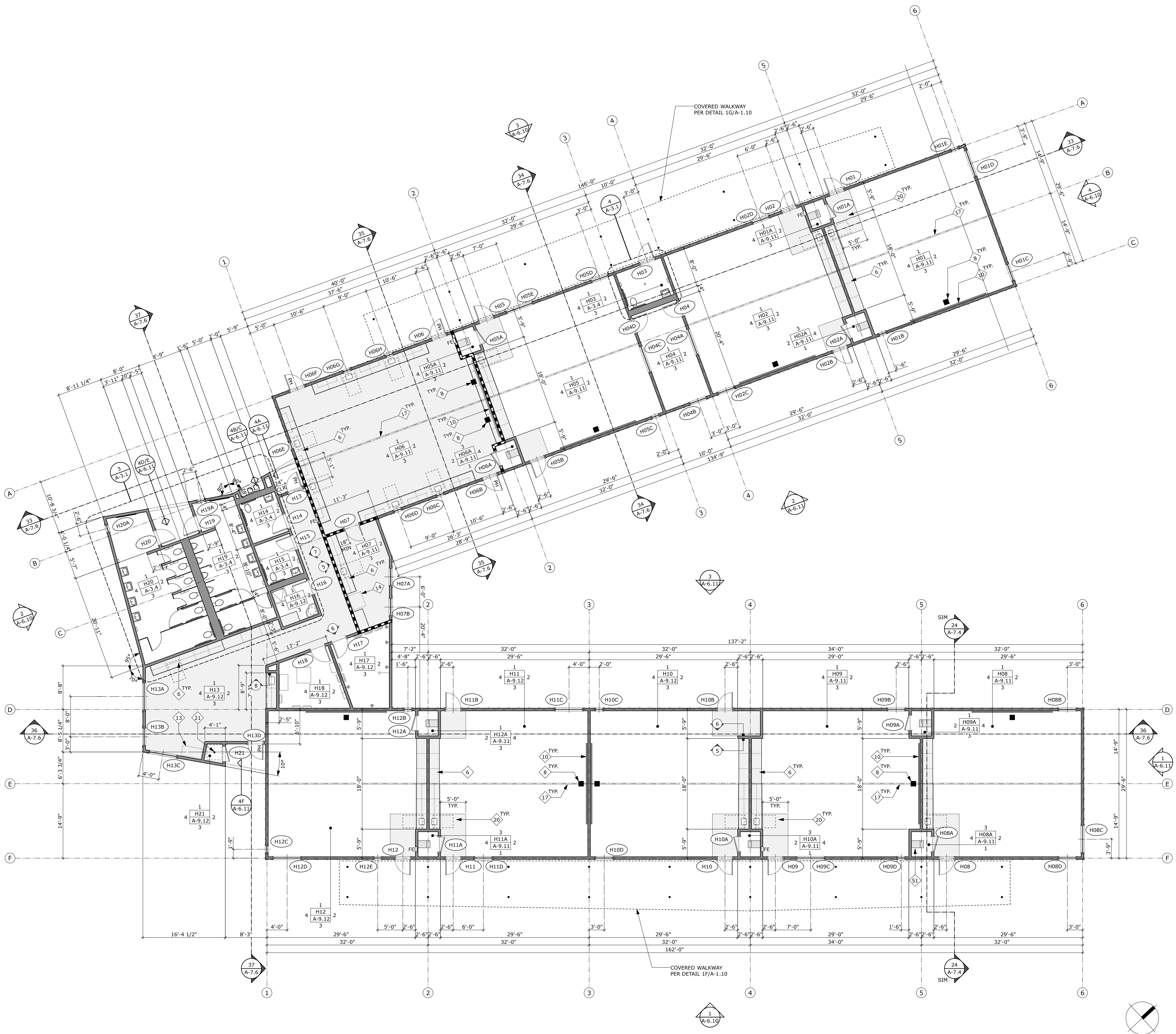
**BUILDING KEYPLAN**



**ROOM LEGEND**

G01	CLASSROOM	G06	CLASSROOM
G01A	MECHANICAL CLOSET	G06A	MECHANICAL CLOSET
G02	FIRE RISER / STORAGE	G07	DATA
G03	CLASSROOM	G08	ELECTRICAL
G03A	MECHANICAL CLOSET		
G04	CLASSROOM		
G04A	MECHANICAL CLOSET		
G05	CLASSROOM		
G05A	MECHANICAL CLOSET		

BUILDING 'G'  
FLOOR PLAN  
UPPER GRADES

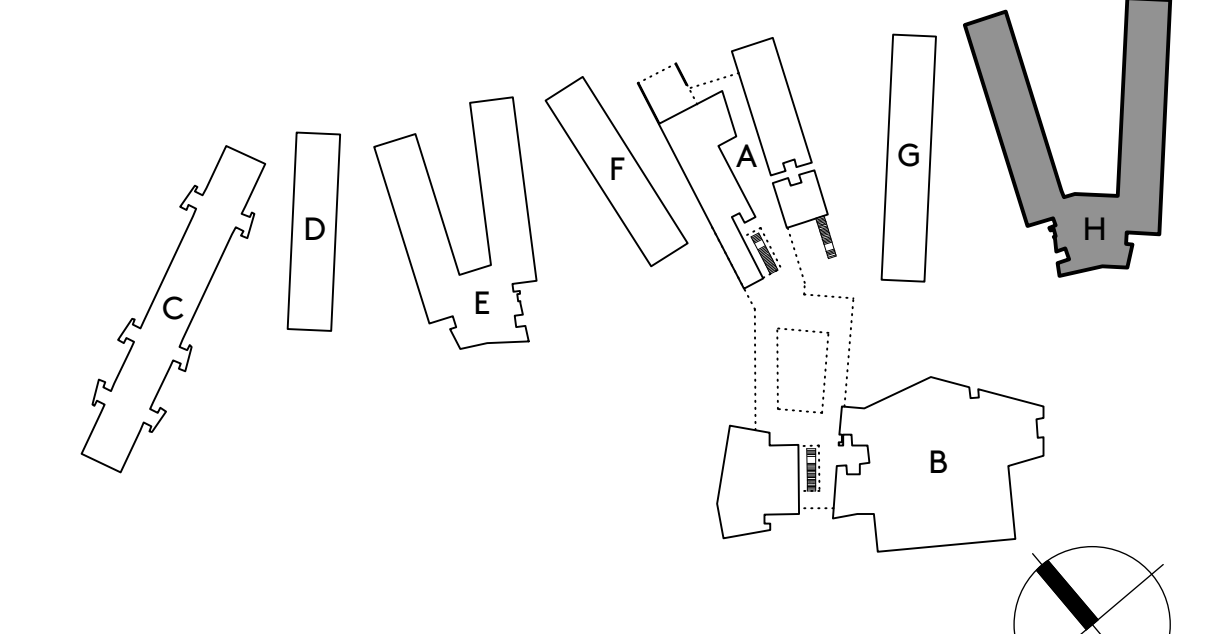


- NON-RATED WOOD FRAMED WALL PER DETAIL 1/A-15.0. REFER TO STRUCTURAL DRAWINGS FOR SHEAR, REFER TO DETAIL 3/A-15.0 FOR EXTERIOR**
- 1-HR RATED 2x WOOD FRAMED WALL PER DETAIL 2/A-15.0**
- 2x WOOD FRAMED TWO HOUR FIRE WALL PER DETAIL 4/A-15.0**
- WOOD FRAMED LOW WALL AT +48" A.F.F. (U.N.O.) PER DETAIL 3/A-15.1**
- PLAN KEYNOTES**
- 1 ROOM NUMBER
  - 2 INTERIOR ELEVATION SHEET NUMBER
  - 3 INTERIOR ELEVATION REFERENCE NUMBER
  - 4 DETAIL REFERENCE NUMBER
  - 5 SHEET REFERENCE NUMBER
  - 6 OPENING CALLOUT, REFERENCE OPENING SCHEDULE ON SHEET A-10.0 THROUGH A-10.2
  - 7 BUILDING GRID LINE
  - 8 BUILDING DIMENSION FACE OF STUD, FACE OF PLYWOOD SHEATHING WHERE OCCURS
  - 9 BUILDING CENTERLINE DIMENSION
  - 10 BUILDING SECTION REFERENCE NUMBER
  - 11 SHEET NUMBER REFERENCE NUMBER
  - 12 EXTERIOR ELEVATION DETAIL REFERENCE NUMBER
  - 13 SHEET REFERENCE NUMBER
  - 14 PANIC HARDWARE PER OPENING SCHEDULE AND SPECIFICATIONS
  - 15 "HI-LO" DRINKING FOUNTAIN PER DETAIL 1/A-3.5 AND PLUMBING DRAWINGS
  - 16 PEDESTAL DRINKING FOUNTAIN PER DETAIL 7/A-1.6 AND PLUMBING DRAWINGS
  - 17 RECESSED FIRE EXTINGUISHER PER DETAIL 4/A-15.1
  - 18 CUSTODIAL SERVICE SINK PER PLUMBING DRAWINGS
  - 19 ROOF ACCESS LADDER AND HATCH PER DETAIL 2/A-15.2

**FLOOR PLAN SYMBOLS**

1. RECEPTION DESK PER DETAIL 1/A-13.1
2. ADMINISTRATION DESK PER DETAIL 2/A-13.1
3. STAFF MAILBOX PER DETAIL 5/A-13.1
4. LIBRARY CHECKOUT DESK PER DETAIL 3/A-13.1
5. FLEX CLASSROOM TEACHING WALL PER DETAIL 4/A-13.1
6. PLASTIC LAMINATE CASEWORK PER INTERIOR ELEVATIONS AND SPECIFICATIONS
7. TELEVISION AND WALL MOUNT BRACKET, OWNER FURNISHED CONTRACTOR INSTALLED (OFICI), PROVIDE AND INSTALL BLOCKING AS REQUIRED BY MANUFACTURER AND DETAIL 3/A-3.5. VERIFY TELEVISION MOUNTING HEIGHTS, POWER AND DATA REQUIREMENTS PER ELECTRICAL DRAWINGS
8. WALL MOUNTED ULTRA SHORT THROW PROJECTOR, OWNER FURNISHED CONTRACTOR INSTALLED (OFICI), PROVIDE AND INSTALL BLOCKING AS REQUIRED BY MANUFACTURER AND DETAIL 3/A-14.1. VERIFY PROJECTOR MOUNTING HEIGHT, POWER AND DATA REQUIREMENTS PER ELECTRICAL DRAWINGS
9. 5' HIGH X 8' LONG PROJECTION MARKERBOARD PER SPECIFICATIONS
10. 5' HIGH X 16' LONG PROJECTION MARKERBOARD PER SPECIFICATIONS
11. 5' HIGH X 8' LONG STANDARD MARKERBOARD PER SPECIFICATIONS
12. 5' HIGH X 16' LONG STANDARD MARKERBOARD PER SPECIFICATIONS
13. COPIER/PRINTER, OWNER FURNISHED OWNER INSTALLED (OFOI), POWER AND DATA REQUIREMENTS PER ELECTRICAL DRAWINGS
14. REFRIGERATOR, OWNER FURNISHED OWNER INSTALLED (OFOI), FOR UTILITY REQUIREMENTS REFERENCE PLUMBING AND ELECTRICAL DRAWINGS
15. CUMULATIVE FILES DRAWERS, OWNER FURNISHED OWNER INSTALLED (OFOI)
16. CHANGE IN FLOOR FINISH (C = CARPET, RF = RESILIENT FLOORING, AF = ATHLETIC FLOORING)
17. EXPOSED GLU-LAMINATED BEAM/POST ABOVE PER STRUCTURAL DRAWINGS
18. EXPOSED PAINTED STRUCTURAL STEEL PIPE/TUBE PER STRUCTURAL DRAWINGS
19. EXPOSED MECHANICAL DUCTING PER MECHANICAL DRAWINGS
20. INTEGRATED ENTRY CARPET PER SPECIFICATIONS, MINIMUM OF 3'-0" DEEP OR PER PLAN
21. FIRE SPRINKLER RISER PER FIRE PROTECTION DRAWINGS
22. ROOF ACCESS LADDER PER DETAIL 2/A-15.2
23. SLIDE PER SPECIFICATIONS
24. WATER HEATER PER PLUMBING DRAWINGS
25. MAIN AND SIDE COURT BASKETBALL GOALS PER STRUCTURAL AND PER DETAIL 5/A-14.1
26. OVERHEAD VERTICAL FOLDING DOORS PER OPENING SCHEDULE AND SPECIFICATIONS
27. MAIN AND CROSS COURT BASKETBALL AND VOLLEYBALL COURT LINES
28. PAINTED BLACK PIPE GRID ABOVE PER STRUCTURAL DRAWINGS, FABRIC CURTAINS PER SPECIFICATIONS
29. BLEACHERS PER SPECIFICATIONS WITH REQUIRED CLEAR ACCESSIBLE SPACES WITH COMPANION SEATS (C), SEMI-AMBULATORY SEATS (S) AND AISLE SEATING (A)
30. MOTORIZED FABRIC TRACK, FABRIC CURTAIN AND VALANCE DETAIL 4/A-14.1
31. VALANCE TO MATCH VALANCE OF PROSCENIUM OPENING, REFERENCE INTERIOR ELEVATIONS
32. MOTORIZED PROJECTION SCREEN PER DETAIL 4/A-14.1, SPECIFICATIONS, AND ELECTRICAL DRAWINGS
33. OPERABLE WALL PER DETAIL 4/A-14.1 AND SPECIFICATIONS
34. SCOREBOARD PER SPECIFICATIONS AND ELECTRICAL DRAWINGS
35. WALL PADDING PER SPECIFICATIONS
36. DISHWASHER PER PLUMBING DRAWINGS
37. ELEVATOR PER DETAIL 1/A-3.9 AND SPECIFICATIONS
38. STAIR PER DETAIL 1/A-1.14 (STAIR A1, STAIR A2 OR STAIR B)
39. KNOXBOX, BLACK FINISH RECESSED
40. INTERIOR BIKE RACK PER SPECIFICATIONS, MOUNT 6'-0" AFF PER DETAIL 4/A-3.5
41. SCHOOL PLAQUE PER DETAIL 6/A-15.1
42. NURSE OFFICE CONTACT CURTAIN PER DETAIL 2/A-14.1 AND SPECIFICATIONS
43. WATER FILTER AND DISPENSER, OWNER FURNISHED CONTRACTOR INSTALLED (OFICI), FOR UTILITY REQUIREMENTS REFERENCE PLUMBING AND ELECTRICAL DRAWINGS
44. 4'-0" X 8'-0" CEMENTITIOUS WOOD FIBER PANELS PER DETAIL 1/A-14.1 AND SPECIFICATIONS
45. DECK AREA DRAIN PER PLUMBING
46. ROOF DRAIN EQUIPMENT FROM UPPER FLOOR CANOPY ABOVE PER DETAIL 5/A-15.2

**FLOOR PLAN KEYNOTES**



**BUILDING KEYPLAN**

H01 CLASSROOM	H10 CLASSROOM
H01A MECHANICAL CLOSET	H10A MECHANICAL CLOSET
H02 RESOURCE CLASSROOM	H11 CLASSROOM
H02A MECHANICAL CLOSET	H11A MECHANICAL CLOSET
H03 STUDENT RESTROOM	H12 CLASSROOM
H04 TESTING	H12A MECHANICAL CLOSET
H05 SDC CLASSROOM	H13 STAFF WORKROOM
H05A MECHANICAL CLOSET	H14 STAFF RESTROOM
H06 SCIENCE	H15 STAFF RESTROOM
H06A MECHANICAL CLOSET	H16 CUSTODIAL
H07 SCIENCE WORKROOM	H17 DATA
H08 CLASSROOM	H18 ELECTRICAL
H08A MECHANICAL CLOSET	H19 BOYS' RESTROOM
H09 CLASSROOM	H20 GIRLS' RESTROOM
H09A MECHANICAL CLOSET	H21 FIRE RISER

**ROOM LEGEND**

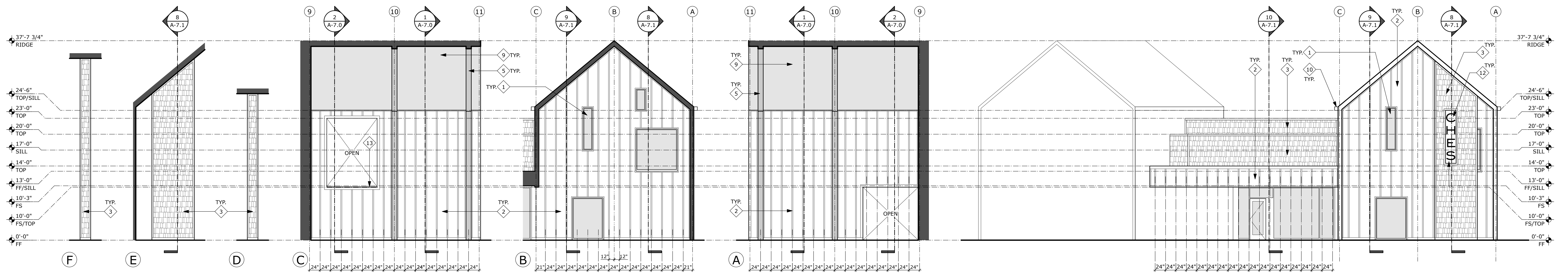
**BUILDING 'H' FLOOR PLAN**  
UPPER GRADES

SCALE: 1/8" = 1'-0"

**NOT DSA APPROVED**  
**CORRAL HOLLOW**  
**ELEMENTARY SCHOOL**  
 TRACY, CA  
 JEFFERSON SCHOOL DISTRICT

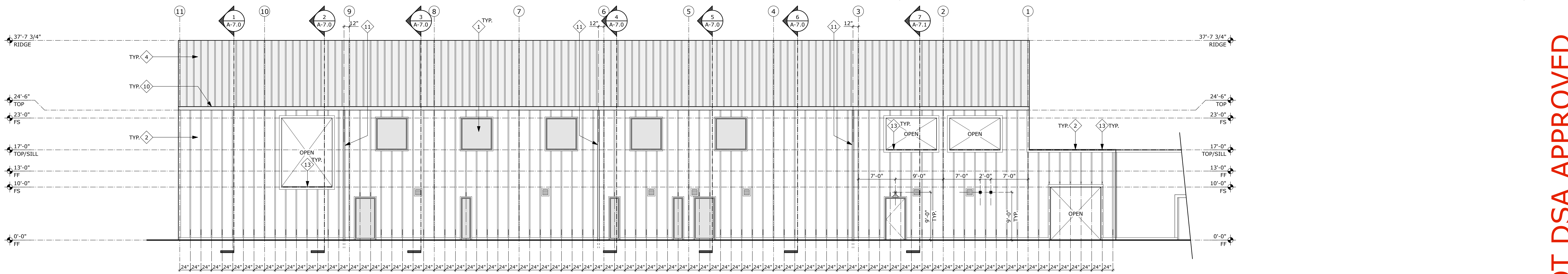


**BUILDING 'H'**  
**FLOOR PLAN**  
 UPPER GRADES  
**A-2.7**

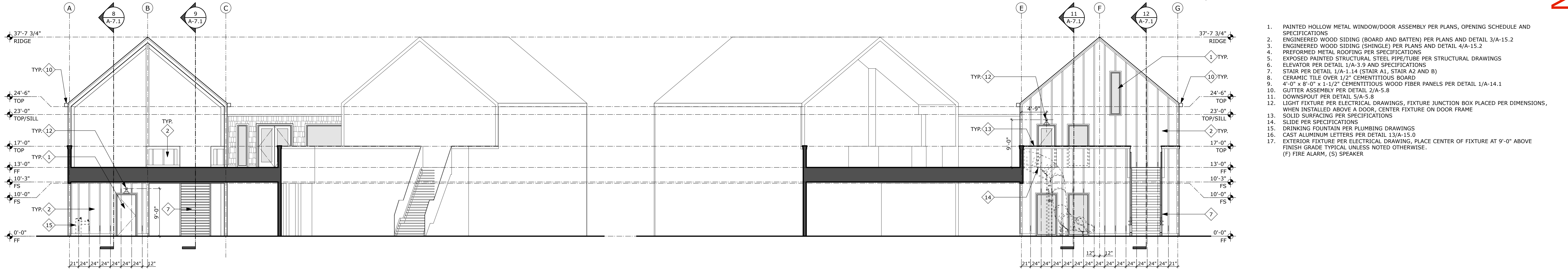


BUILDING 'A' EXTERIOR ELEVATION

BUILDING 'A' EXTERIOR ELEVATION

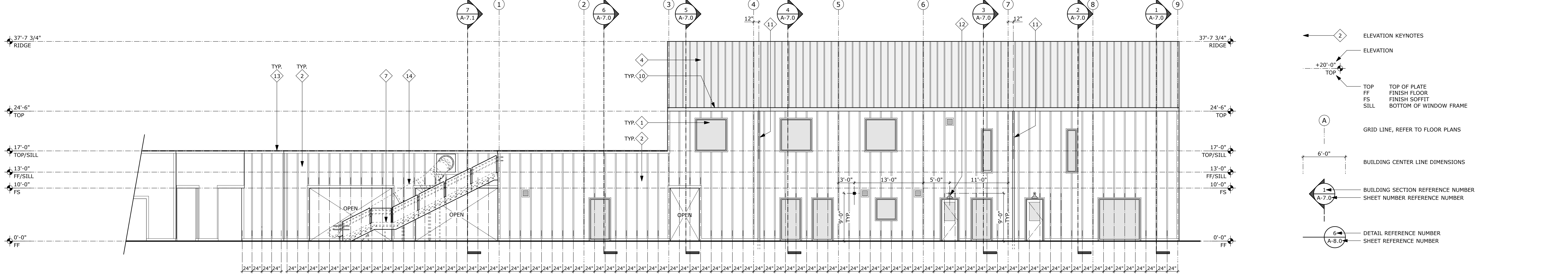


BUILDING 'A' EXTERIOR ELEVATION



BUILDING 'A' EXTERIOR ELEVATION

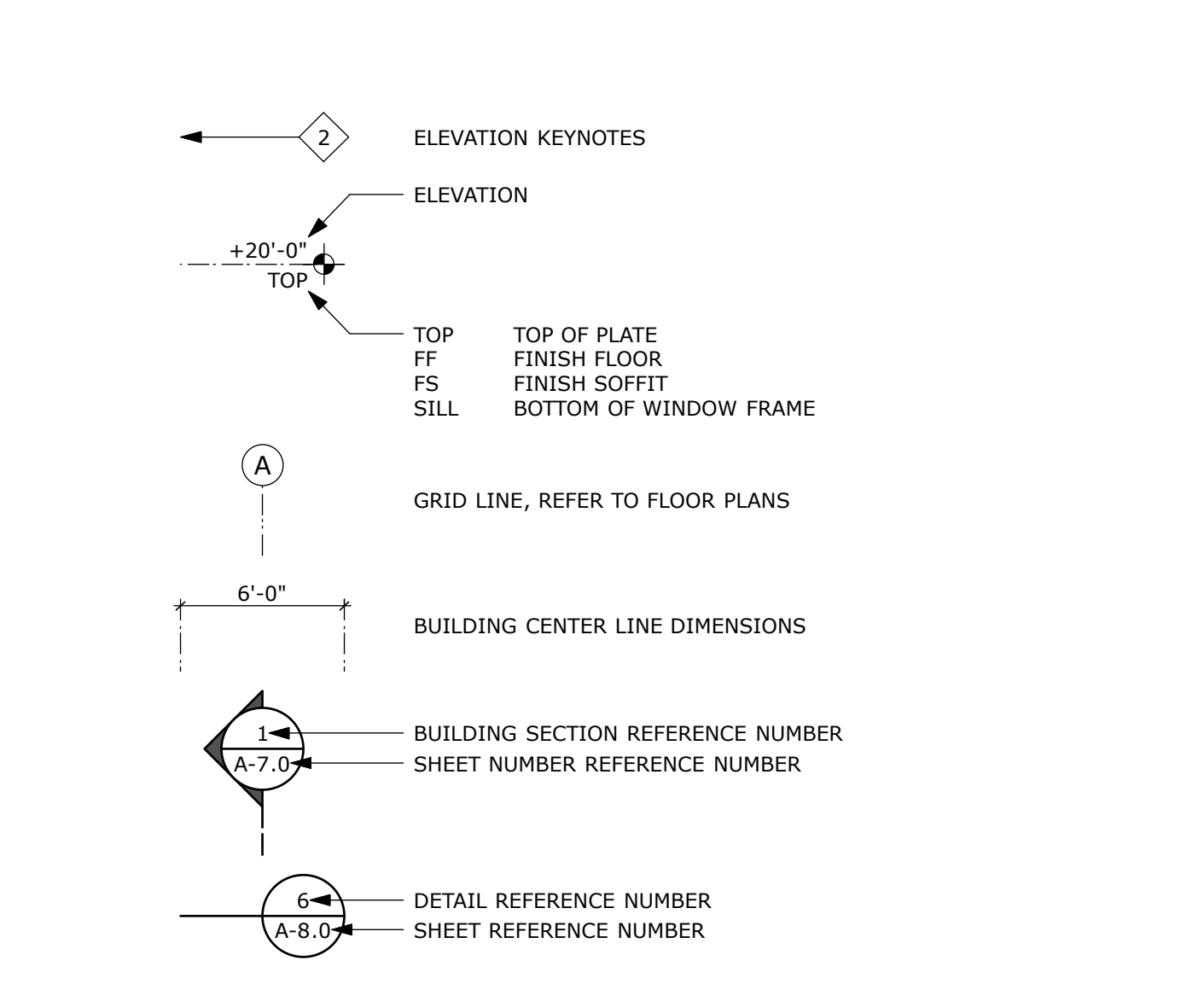
BUILDING 'A' EXTERIOR ELEVATION



BUILDING 'A' EXTERIOR ELEVATION

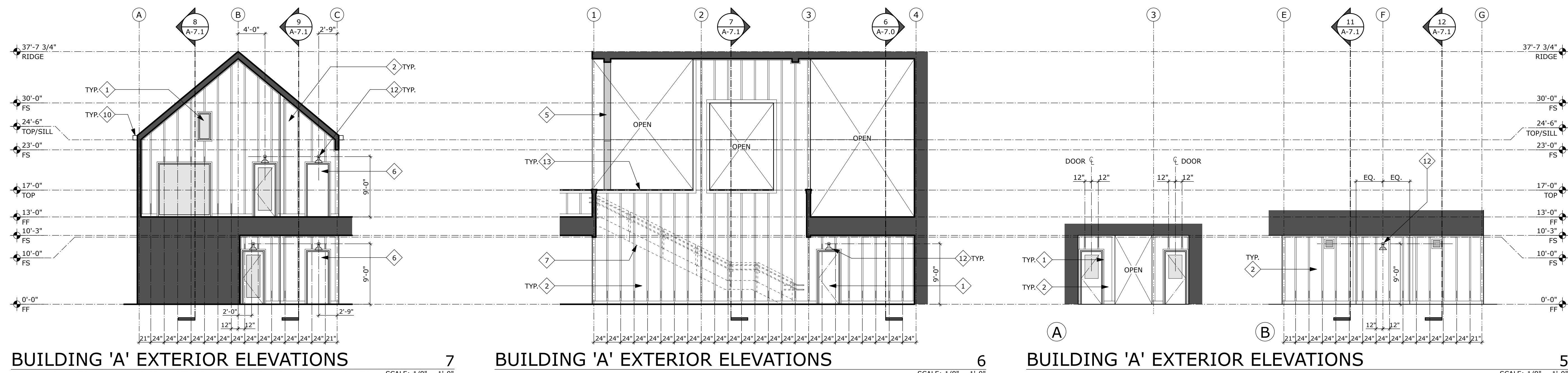
1. PAINTED HOLLOW METAL WINDOW/DOOR ASSEMBLY PER PLANS, OPENING SCHEDULE AND SPECIFICATIONS
2. ENGINEERED WOOD SIDING (BOARD AND BATTEN) PER PLANS AND DETAIL 3/A-15.2
3. ENGINEERED WOOD SIDING (SHINGLE) PER PLANS AND DETAIL 4/A-15.2
4. PREFORMED METAL ROOFING PER SPECIFICATIONS
5. EXPOSED PAINTED STRUCTURAL STEEL PIPE/TUBE PER STRUCTURAL DRAWINGS
6. ELEVATOR PER DETAIL 1/A-3.9 AND SPECIFICATIONS
7. STAIR PER DETAIL 1/A-1.14 (STAIR A1, STAIR A2 AND B)
8. CERAMIC TILE OVER 1/2" CEMENTITIOUS BOARD
9. 4'-0" X 8'-0" X 1-1/2" CEMENTITIOUS WOOD FIBER PANELS PER DETAIL 1/A-14.1
10. GUTTER ASSEMBLY PER DETAIL 2/A-5.8
11. DOWNSPOUT PER DETAIL 5/A-5.8
12. LIGHT FIXTURE PER ELECTRICAL DRAWINGS, FIXTURE JUNCTION BOX PLACED PER DIMENSIONS, WHEN INSTALLED ABOVE A DOOR, CENTER FIXTURE ON DOOR FRAME
13. SOLID SURFACING PER SPECIFICATIONS
14. SLIDE PER SPECIFICATIONS
15. DRINKING FOUNTAIN PER PLUMBING DRAWINGS
16. CAST ALUMINUM LETTERS PER DETAIL 13/A-15.0
17. EXTERIOR FIXTURE PER ELECTRICAL DRAWING, PLACE CENTER OF FIXTURE AT 9'-0" ABOVE FINISH GRADE TYPICAL UNLESS NOTED OTHERWISE.
- (F) FIRE ALARM, (S) SPEAKER

EXTERIOR ELEVATION KEYNOTES



EXTERIOR ELEVATION SYMBOLS

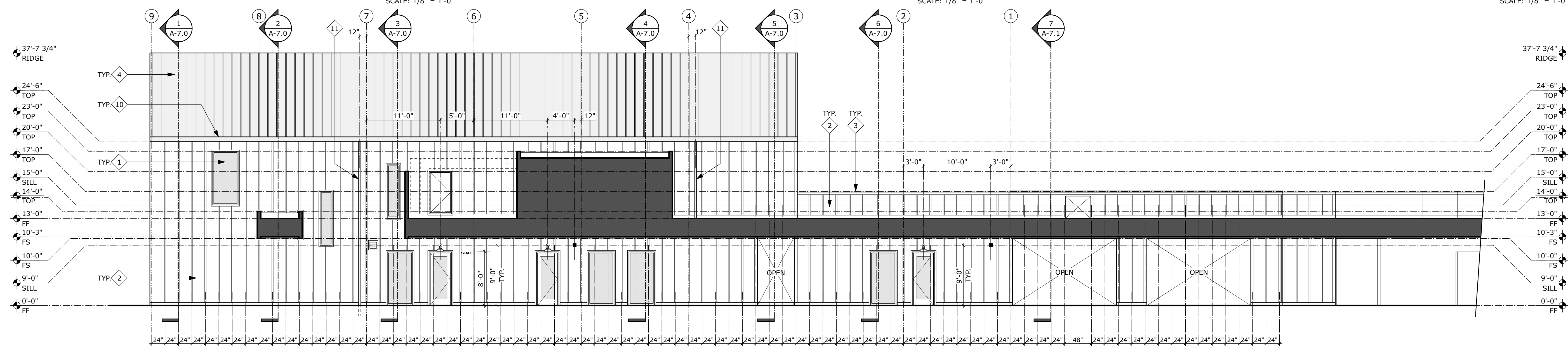
NOT DSA APPROVED



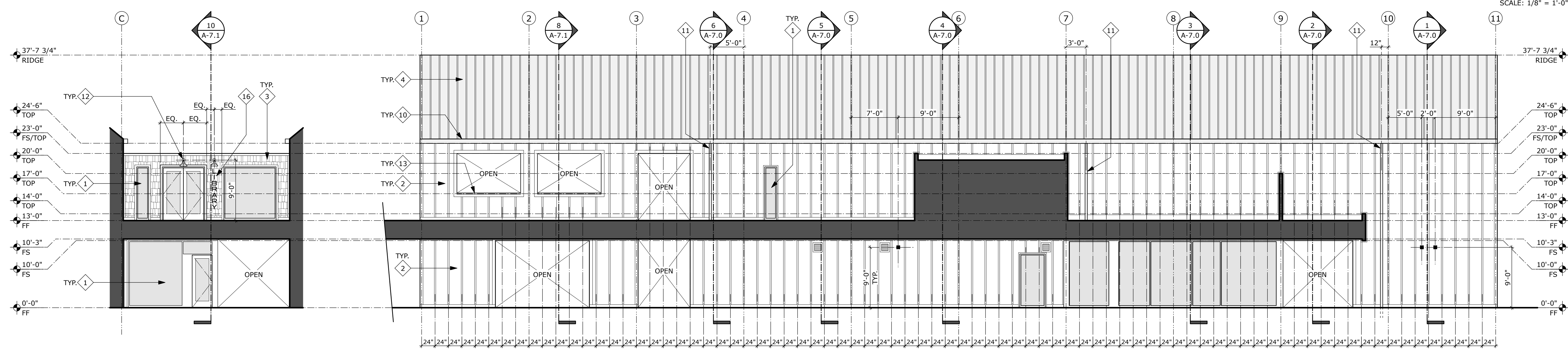
BUILDING 'A' EXTERIOR ELEVATIONS 7

BUILDING 'A' EXTERIOR ELEVATIONS 6

BUILDING 'A' EXTERIOR ELEVATIONS 5



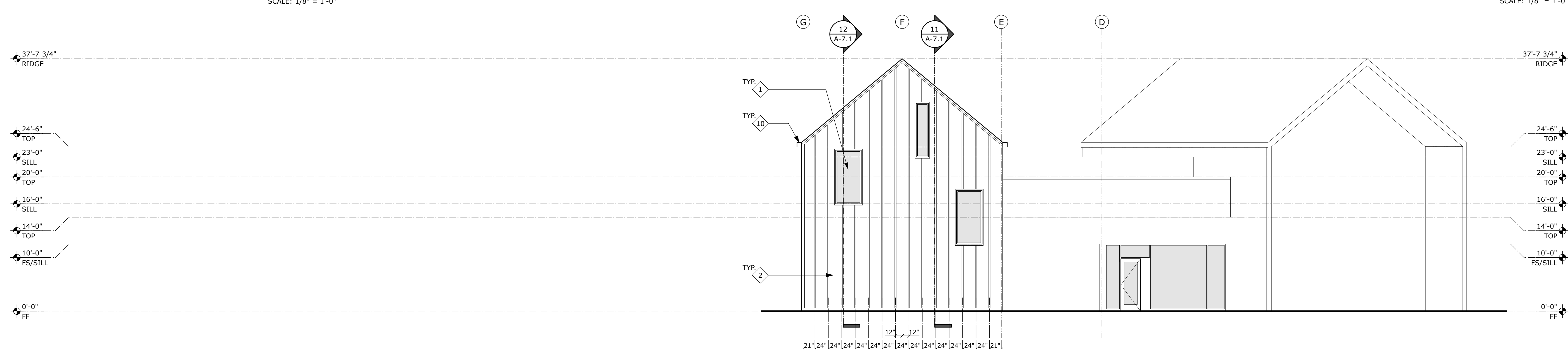
BUILDING 'A' EXTERIOR ELEVATIONS 4



BUILDING 'A'

BUILDING 'A' EXTERIOR ELEVATIONS

2

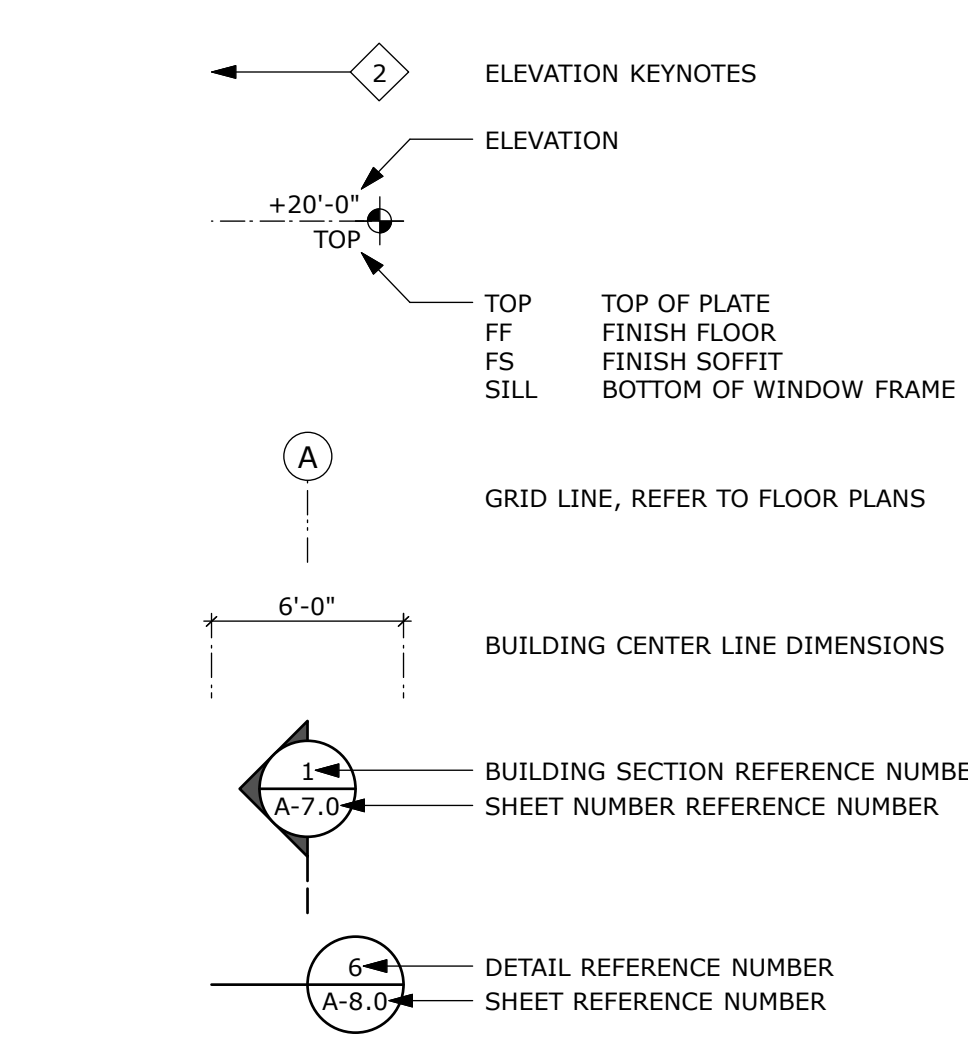


BUILDING 'A' EXTERIOR ELEVATIONS

1


1. PAINTED HOLLOW METAL WINDOW/DOOR ASSEMBLY PER PLANS, OPENING SCHEDULE AND SPECIFICATIONS
2. ENGINEERED WOOD SIDING (BOARD AND BATTEN) PER PLANS AND DETAIL 3/A-15.2
3. ENGINEERED WOOD SIDING (SHINGLE) PER PLANS AND DETAIL 4/A-15.2
4. PREFORMED METAL ROOFING PER SPECIFICATIONS
5. EXPOSED PAINTED STRUCTURAL STEEL PIPE/TUBE PER STRUCTURAL DRAWINGS
6. ELEVATOR PER DETAIL 1/A-3.9 AND SPECIFICATIONS
7. STAIR PER DETAIL 1/A-1.14 (STAIR A1, STAIR A2 AND B)
8. CERAMIC TILE OVER 1/2" CEMENTITIOUS BOARD
9. 4'-0" x 8'-0" x 1-1/2" CEMENTITIOUS WOOD FIBER PANELS PER DETAIL 1/A-14.1
10. GUTTER ASSEMBLY PER DETAIL 2/A-5.8
11. DOWNSPOUT PER DETAIL 5/A-5.8
12. LIGHT FIXTURE PER ELECTRICAL DRAWINGS, FIXTURE JUNCTION BOX PLACED PER DIMENSIONS, WHEN INSTALLED ABOVE A DOOR, CENTER FIXTURE ON DOOR FRAME
13. SOLID SURFACING PER SPECIFICATIONS
14. SLIDE PER SPECIFICATIONS
15. DRINKING FOUNTAIN PER PLUMBING DRAWINGS
16. CAST ALUMINUM LETTERS PER DETAIL 13/A-15.0
17. EXTERIOR FIXTURE PER ELECTRICAL DRAWING, PLACE CENTER OF FIXTURE AT 9'-0" ABOVE FINISH GRADE TYPICAL UNLESS NOTED OTHERWISE.

EXTERIOR ELEVATION KEYNOTES



EXTERIOR ELEVATION SYMBOLS

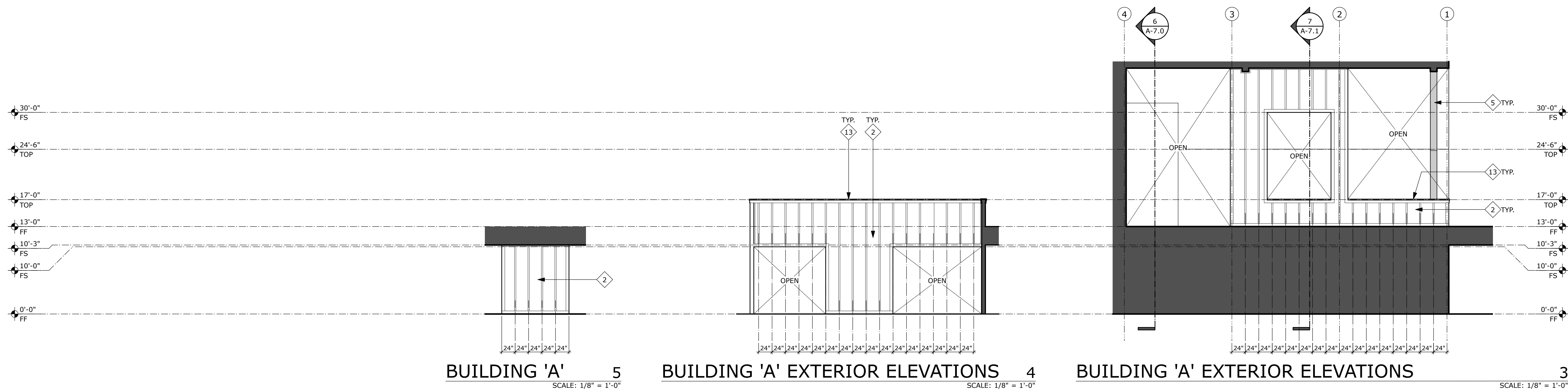
NOT DSA APPROVED



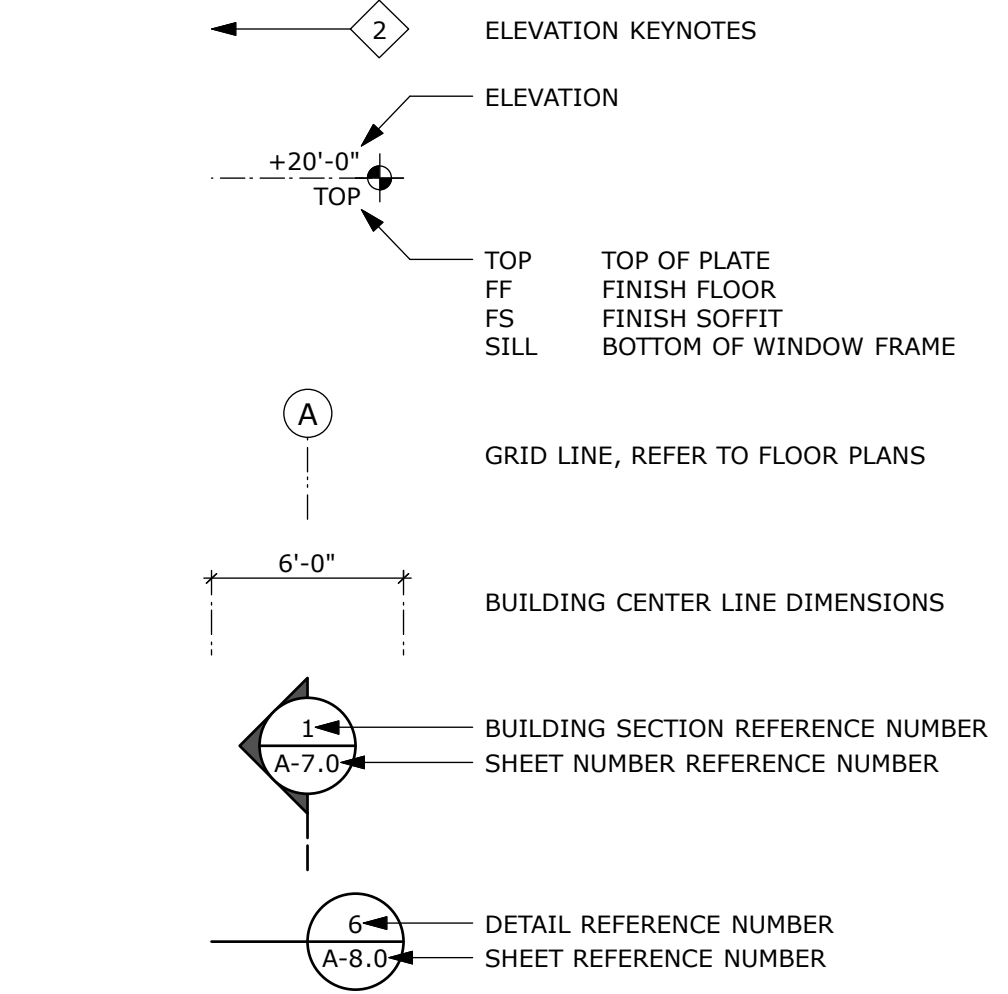
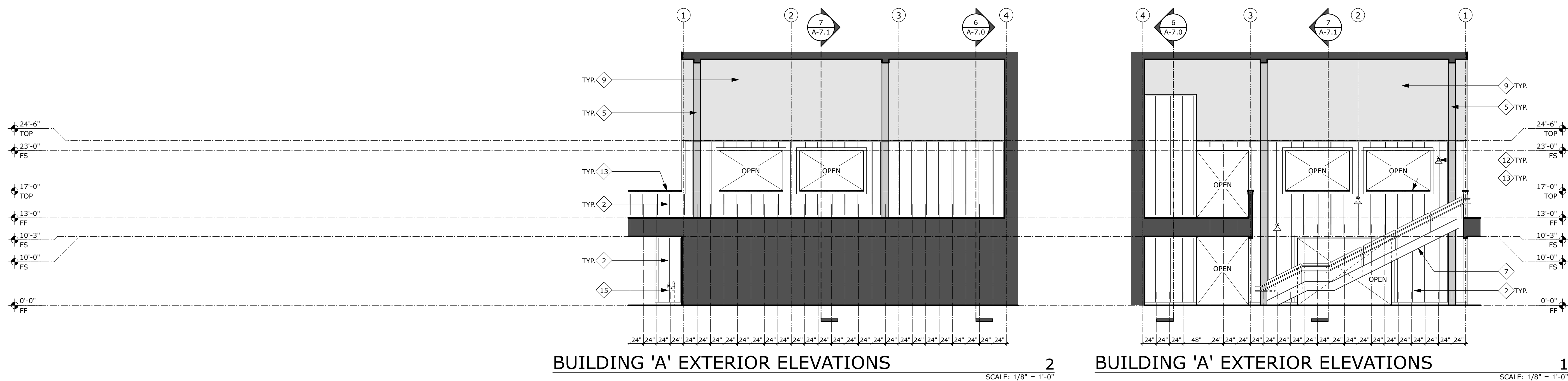
CORRAL HOLLOW  
ELEMENTARY SCHOOL  
TRACY, CA  
JEFFERSON SCHOOL DISTRICT

BUILDING 'A'  
EXTERIOR ELEVATIONS  
ADMIN, LIBRARY

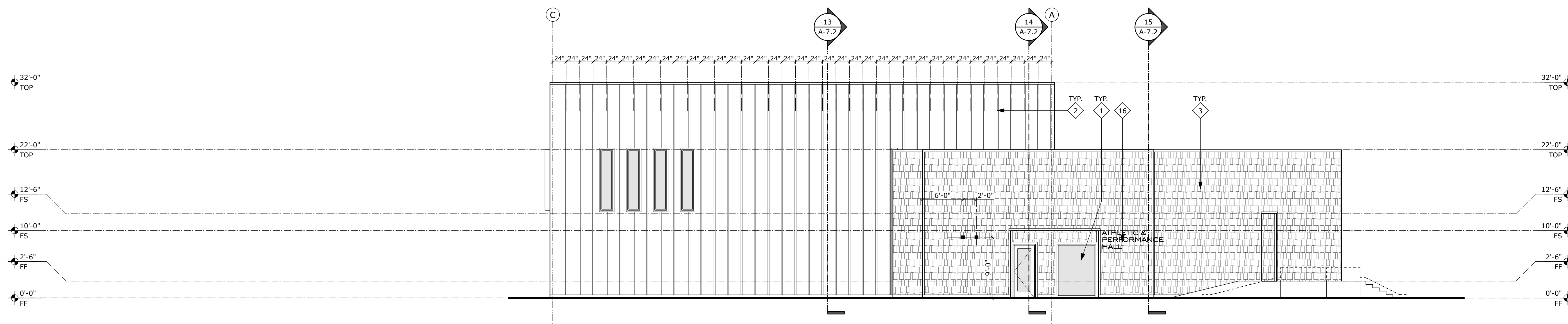
**NOT DSA APPROVED**



- EXTERIOR ELEVATION KEYNOTES**
1. PAINTED HOLLOW METAL WINDOW/DOOR ASSEMBLY PER PLANS, OPENING SCHEDULE AND SPECIFICATIONS
  2. ENGINEERED WOOD SIDING (BOARD AND BATTEN) PER PLANS AND DETAIL 3/A-15.2
  3. ENGINEERED WOOD SIDING (SHINGLE) PER PLANS AND DETAIL 4/A-15.2
  4. PREFORMED METAL ROOFING PER SPECIFICATIONS
  5. EXPOSED PAINTED STRUCTURAL STEEL PIPE/TUBE PER STRUCTURAL DRAWINGS
  6. ELEVATOR PER DETAIL 1/A-3.9 AND SPECIFICATIONS
  7. STAIR PER DETAIL 1/A-1.14 (STAIR A1, STAIR A2 AND B)
  8. CERAMIC TILE OVER 1/2" CEMENTITIOUS BOARD
  9. 4'-0" x 8'-0" x 1-1/2" CEMENTITIOUS WOOD FIBER PANELS PER DETAIL 1/A-14.1
  10. GUTTER ASSEMBLY PER DETAIL 2/A-5.8
  11. DOWNSPOUT PER DETAIL 5/A-5.8
  12. LIGHT FIXTURE PER ELECTRICAL DRAWINGS, FIXTURE JUNCTION BOX PLACED PER DIMENSIONS, WHEN INSTALLED ABOVE A DOOR, CENTER FIXTURE ON DOOR FRAME
  13. SOLID SURFACING PER SPECIFICATIONS
  14. SLIDE PER SPECIFICATIONS
  15. DRINKING FOUNTAIN PER PLUMBING DRAWINGS
  16. CAST ALUMINUM LETTERS PER DETAIL 13/A-15.0
  17. EXTERIOR FIXTURE PER ELECTRICAL DRAWING, PLACE CENTER OF FIXTURE AT 9'-0" ABOVE FINISH GRADE TYPICAL UNLESS NOTED OTHERWISE.  
(F) FIRE ALARM, (S) SPEAKER

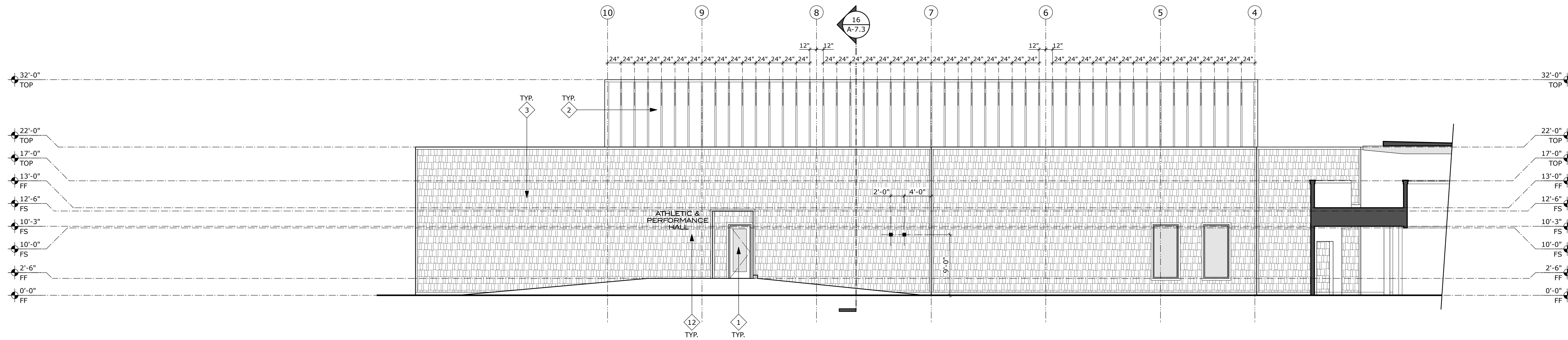






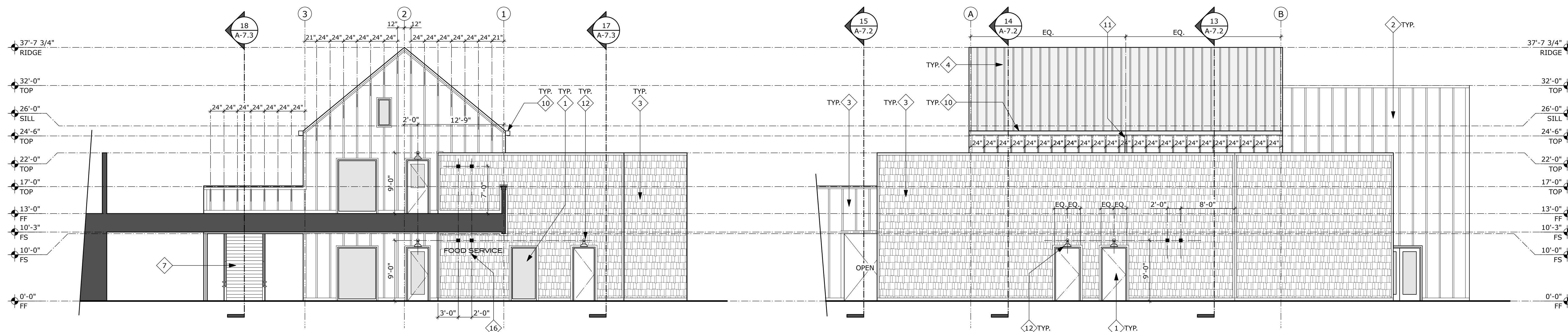
BUILDING 'B' EXTERIOR ELEVATION

5  
SCALE: 1/8" = 1'-0"



BUILDING 'B' EXTERIOR ELEVATION

4  
SCALE: 1/8" = 1'-0"



BUILDING 'B' EXTERIOR ELEVATION

3  
SCALE: 1/8" = 1'-0"

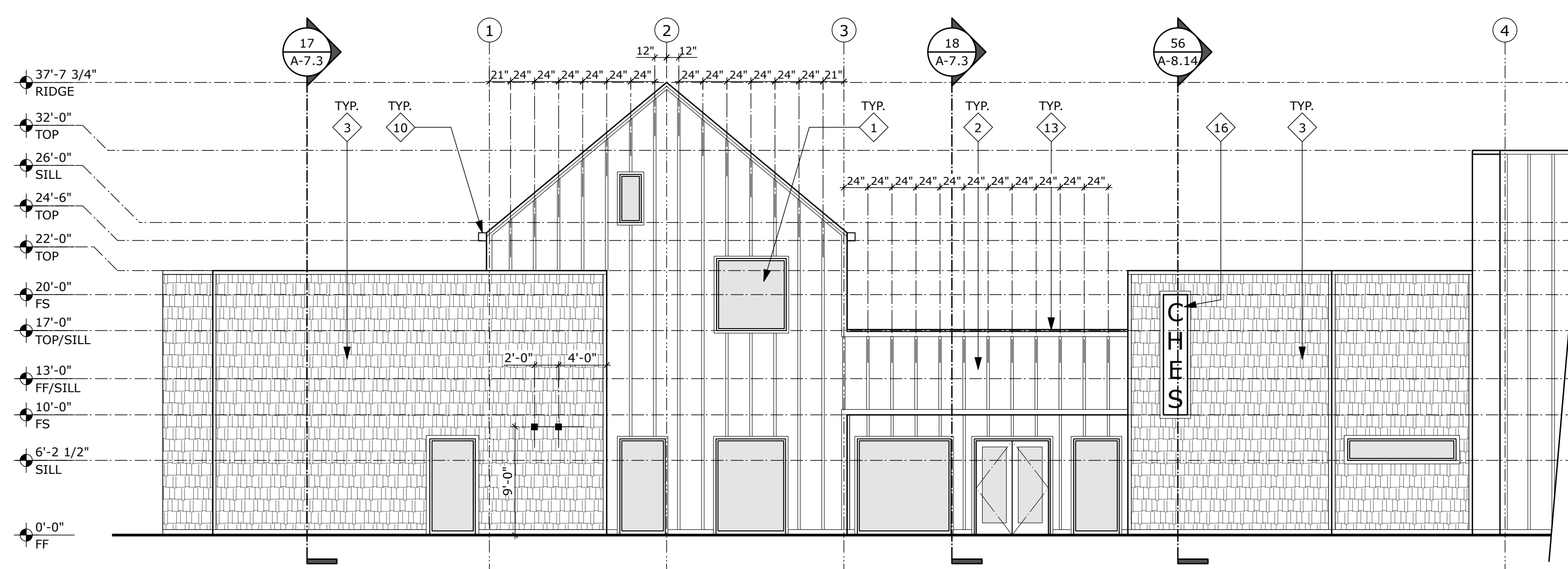
BUILDING 'B' EXTERIOR ELEVATION

2  
SCALE: 1/8" = 1'-0"

EXTERIOR ELEVATION KEYNOTES

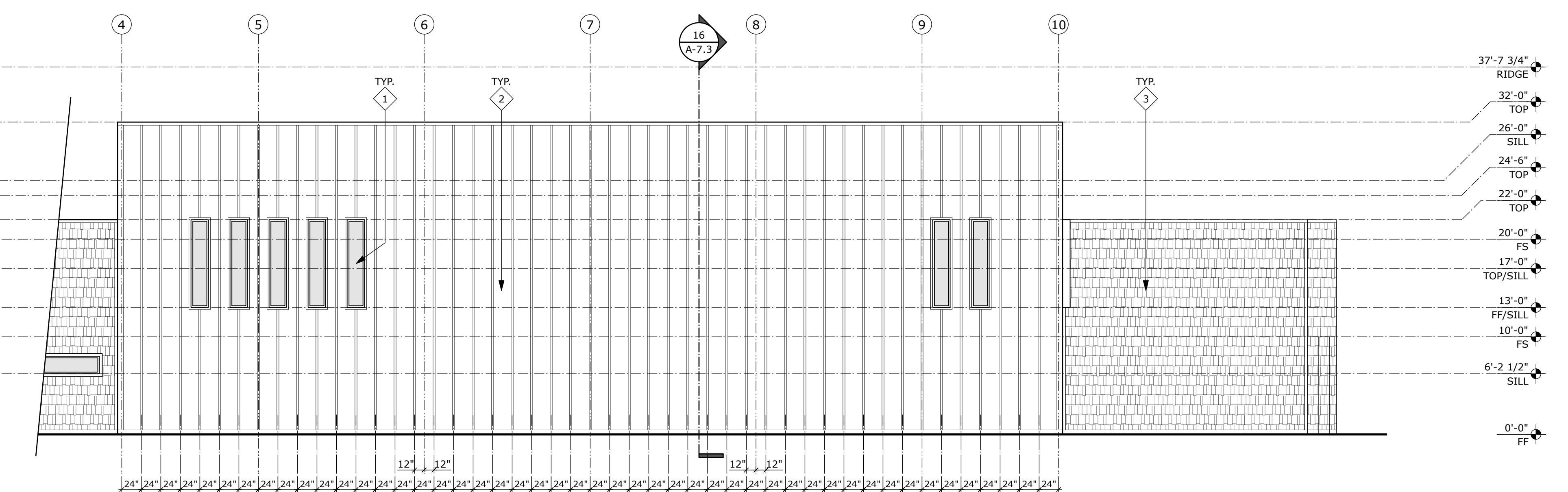
- 1. ELEVATION KEYNOTES
- 2. ELEVATION
- 3. TOP OF PLATE
- 4. FF FINISH FLOOR
- 5. FS FINISH SOFFIT
- 6. SILL BOTTOM OF WINDOW FRAME
- 7. GRID LINE, REFER TO FLOOR PLANS
- 8. BUILDING CENTER LINE DIMENSIONS
- 9. BUILDING SECTION REFERENCE NUMBER
- 10. SHEET NUMBER REFERENCE NUMBER
- 11. DETAIL REFERENCE NUMBER
- 12. SHEET REFERENCE NUMBER

EXTERIOR ELEVATION SYMBOLS



BUILDING 'B' EXTERIOR ELEVATION

1A  
SCALE: 1/8" = 1'-0"




BUILDING 'B' EXTERIOR ELEVATION

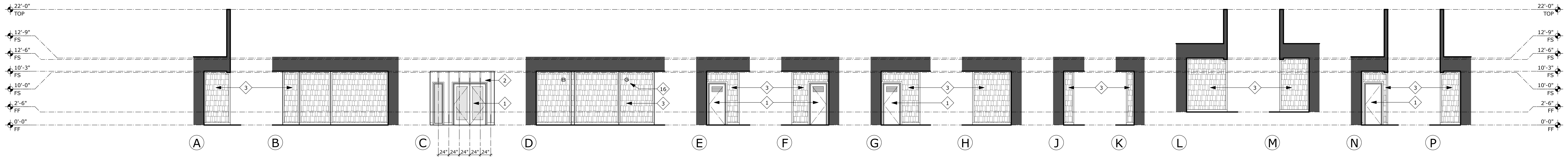
1B  
SCALE: 1/8" = 1'-0"

BUILDING 'B' EXTERIOR ELEVATIONS

GYM, FOOD SERVICE, FLEX CLASSROOM

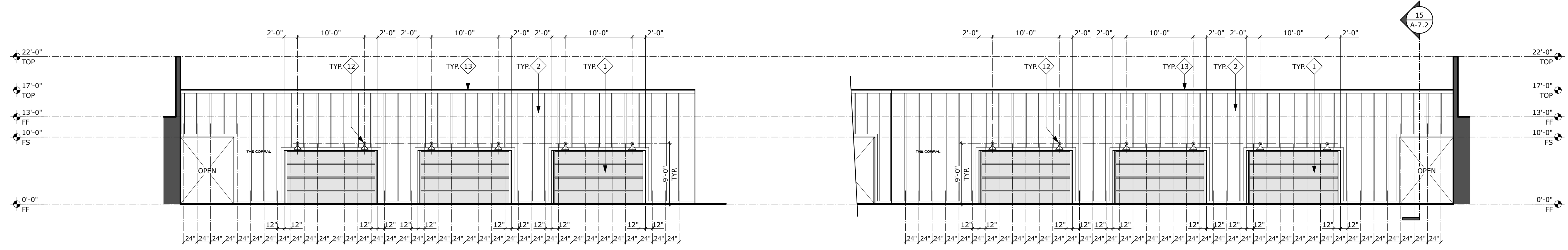

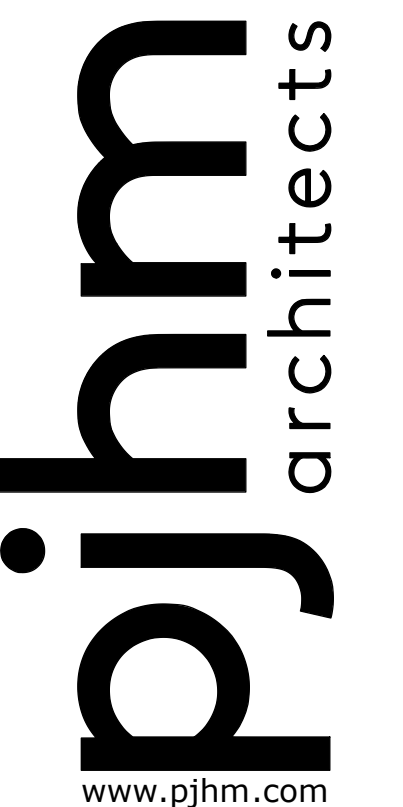


NOT DSA APPROVED



BUILDING 'B' PARTIAL EXTERIOR ELEVATIONS

5  
SCALE: 1/8" = 1'-0"



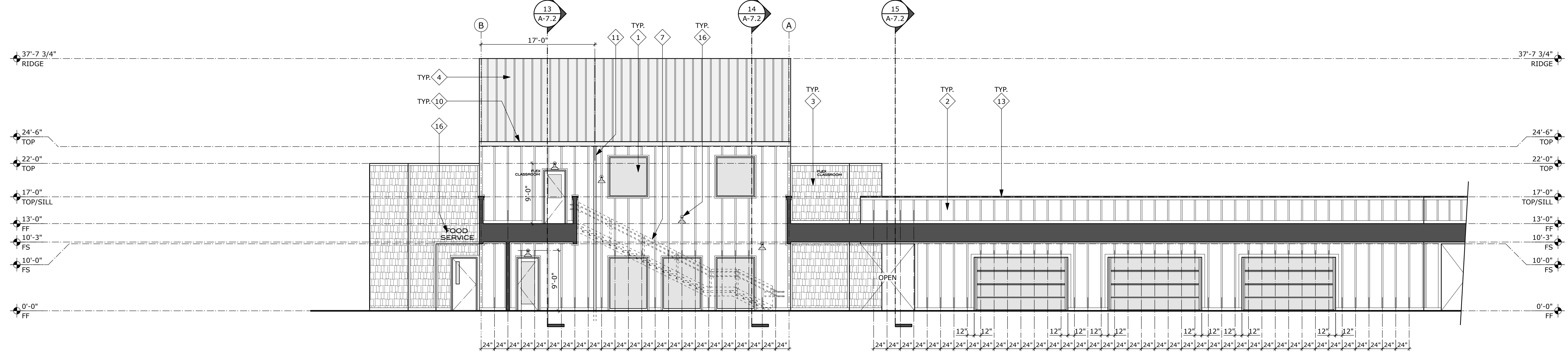
BUILDING 'B' PARTIAL EXTERIOR ELEVATION

4  
SCALE: 1/8" = 1'-0"

BUILDING 'B' PARTIAL EXTERIOR ELEVATION

3  
SCALE: 1/8" = 1'-0"

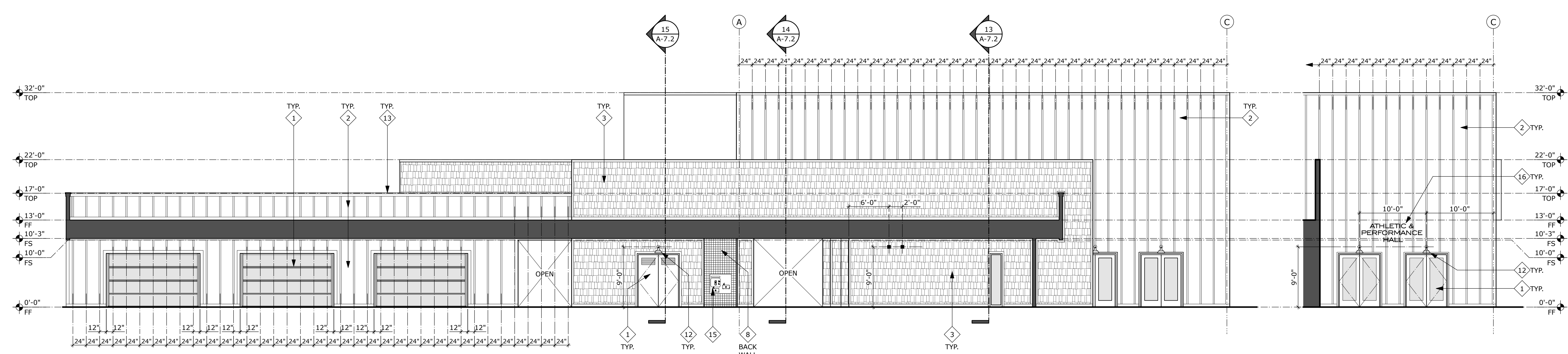
1. PAINTED HOLLOW METAL WINDOW/DOOR ASSEMBLY PER PLANS, OPENING SCHEDULE AND SPECIFICATIONS
  2. ENGINEERED WOOD SIDING (BOARD AND BATTEN) PER PLANS AND DETAIL 3/A-15.2
  3. ENGINEERED WOOD SIDING (SHINGLE) PER PLANS AND DETAIL 4/A-15.2
  4. PREFORMED METAL ROOFING PER SPECIFICATIONS
  5. EXPOSED PAINTED STRUCTURAL STEEL PIPE/TUBE PER STRUCTURAL DRAWINGS
  6. ELEVATOR PER DETAIL 1/A-3.9 AND SPECIFICATIONS
  7. STAIR PER DETAIL 1/A-1.14 (STAIR A1, STAIR A2 AND B)
  8. CERAMIC TILE OVER 1/2" CEMENTITIOUS BOARD
  9. 4'-0" x 8'-0" x 1-1/2" CEMENTITIOUS WOOD FIBER PANELS PER DETAIL 1/A-14.1
  10. GUTTER ASSEMBLY PER DETAIL 2/A-5.8
  11. DOWNSPOUT PER DETAIL 5/A-5.8
  12. LIGHT FIXTURE PER ELECTRICAL DRAWINGS, FIXTURE JUNCTION BOX PLACED PER DIMENSIONS, WHEN INSTALLED ABOVE A DOOR, CENTER FIXTURE ON DOOR FRAME
  13. SOLID SURFACING PER SPECIFICATIONS
  14. SLIDE PER SPECIFICATIONS
  15. DRINKING FOUNTAIN PER PLUMBING DRAWINGS
  16. CAST ALUMINUM LETTERS PER DETAIL 13/A-15.0
  17. EXTERIOR FIXTURE PER ELECTRICAL DRAWING, PLACE CENTER OF FIXTURE AT 9'-0" ABOVE FINISH GRADE TYPICAL UNLESS NOTED OTHERWISE.
- (F) FIRE ALARM, (S) SPEAKER



BUILDING 'B' EXTERIOR ELEVATION

2  
SCALE: 1/8" = 1'-0"

EXTERIOR ELEVATION KEYNOTES



BUILDING 'B' EXTERIOR ELEVATION

1A  
SCALE: 1/8" = 1'-0"

BUILDING 'B'

1B  
SCALE: 1/8" = 1'-0"

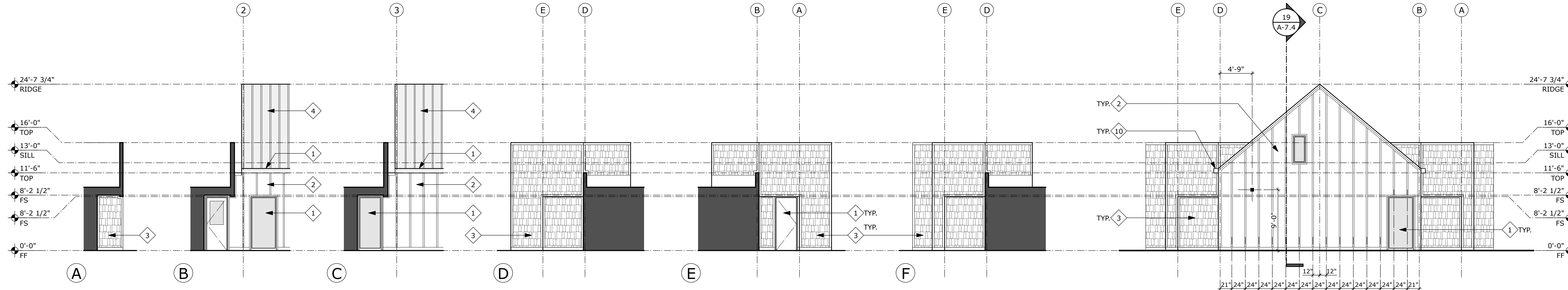
EXTERIOR ELEVATION SYMBOLS

- 2 ELEVATION KEYNOTES
- ELEVATION
- +20'-0" TOP
- TOP OF PLATE
- FF FINISH FLOOR
- FS FINISH SOFFIT
- SILL BOTTOM OF WINDOW FRAME
- A GRID LINE, REFER TO FLOOR PLANS
- 6'-0" BUILDING CENTER LINE DIMENSIONS
- 1 A-7.0 BUILDING SECTION REFERENCE NUMBER
- 1 TYP. SHEET NUMBER REFERENCE NUMBER
- 6 A-8.0 DETAIL REFERENCE NUMBER
- 8 SHEET REFERENCE NUMBER

NOT DSA APPROVED

CORRAL HOLLOW  
ELEMENTARY SCHOOL  
TRACY, CA  
JEFFERSON SCHOOL DISTRICT

BUILDING 'B'  
EXTERIOR ELEVATIONS  
GYM, FOOD SERVICE, FLEX CLASSROOM



BUILDING 'C' PARTIAL EXTERIOR ELEVATIONS

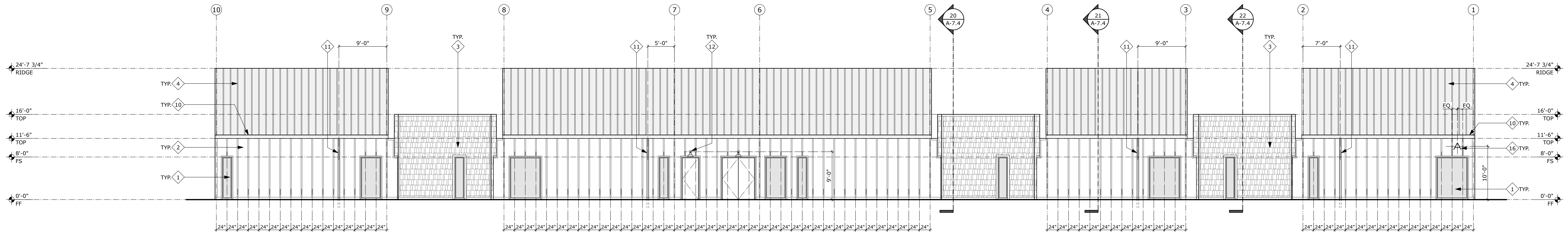

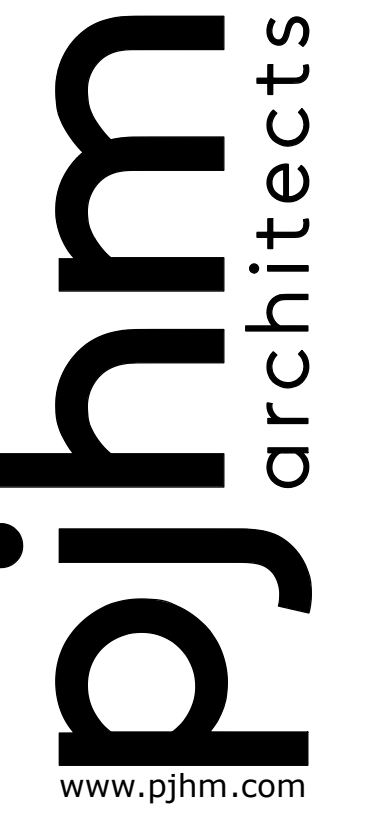
5  
SCALE: 1/8" = 1'-0"

BUILDING 'C' EXTERIOR ELEVATION

4  
SCALE: 1/8" = 1'-0"

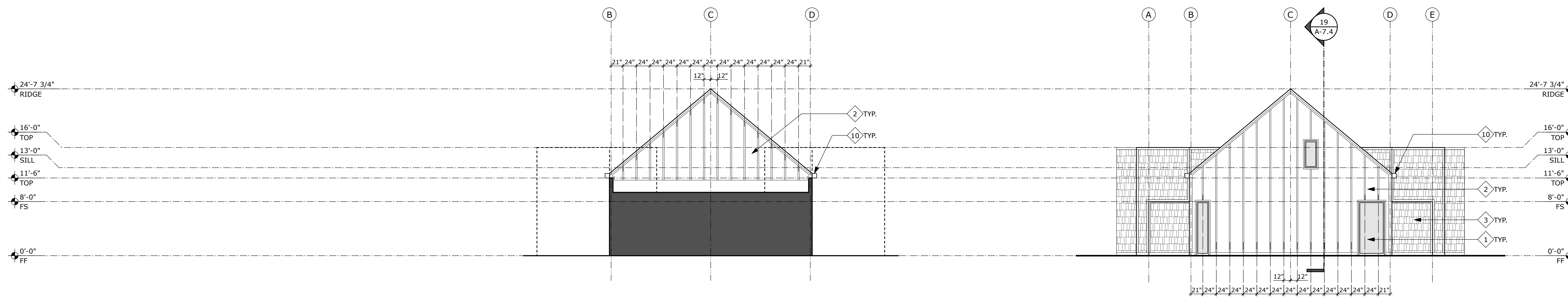
EXTERIOR ELEVATION KEYNOTES

1. PAINTED HOLLOW METAL WINDOW/DOOR ASSEMBLY PER PLANS, OPENING SCHEDULE AND SPECIFICATIONS
  2. ENGINEERED WOOD SIDING (BOARD AND BATTEN) PER PLANS AND DETAIL 3/A-15.2
  3. ENGINEERED WOOD SIDING (SHINGLE) PER PLANS AND DETAIL 4/A-15.2
  4. PREFORMED METAL ROOFING PER SPECIFICATIONS
  5. EXPOSED PAINTED STRUCTURAL STEEL PIPE/TUBE PER STRUCTURAL DRAWINGS
  6. ELEVATOR PER DETAIL 3/A-9.9 AND SPECIFICATIONS
  7. STAIR PER DETAIL 1/A-1.14 (STAIR A1, STAIR A2 AND B)
  8. CERAMIC TILE OVER 1/2" CEMENTITIOUS BOARD
  9. 4'-0" x 8'-0" x 1-1/2" CEMENTITIOUS WOOD FIBER PANELS PER DETAIL 1/A-14.1
  10. GUTTER ASSEMBLY PER DETAIL 2/A-5.8
  11. DOWNSPOUT PER DETAIL 5/A-5.8
  12. LIGHT FIXTURE PER ELECTRICAL DRAWINGS, FIXTURE JUNCTION BOX PLACED PER DIMENSIONS, WHEN INSTALLED ABOVE A DOOR, CENTER FIXTURE ON DOOR FRAME
  13. SOLID SURFACING PER SPECIFICATIONS
  14. SLIDE PER SPECIFICATIONS
  15. DRINKING FOUNTAIN PER PLUMBING DRAWINGS
  16. CAST ALUMINUM LETTERS PER DETAIL 13/A-15.0
  17. EXTERIOR FIXTURE PER ELECTRICAL DRAWING, PLACE CENTER OF FIXTURE AT 9'-0" ABOVE FINISH GRADE TYPICAL UNLESS NOTED OTHERWISE.
- (F) FIRE ALARM, (S) SPEAKER



BUILDING 'C' EXTERIOR ELEVATION

3  
SCALE: 1/8" = 1'-0"



BUILDING 'C' EXTERIOR ELEVATION

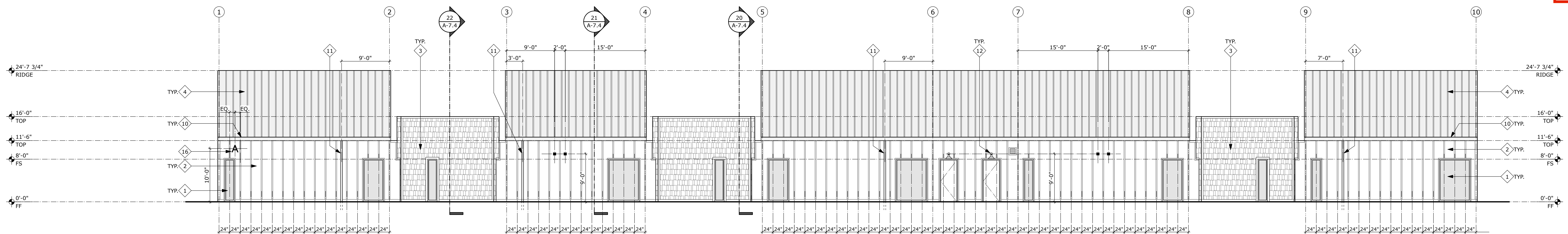
2A  
SCALE: 1/8" = 1'-0"

BUILDING 'C' EXTERIOR ELEVATION

2  
SCALE: 1/8" = 1'-0"

EXTERIOR ELEVATION SYMBOLS

- 2 ELEVATION KEYNOTES
- ELEVATION
- +20'-0" TOP
- TOP OF PLATE
- FF FINISH FLOOR
- FS FINISH SOFFIT
- SILL BOTTOM OF WINDOW FRAME
- A GRID LINE, REFER TO FLOOR PLANS
- 6'-0" BUILDING CENTER LINE DIMENSIONS
- 1/A-7.0 BUILDING SECTION REFERENCE NUMBER
- SHEET NUMBER REFERENCE NUMBER
- 6/A-8.0 DETAIL REFERENCE NUMBER
- SHEET REFERENCE NUMBER



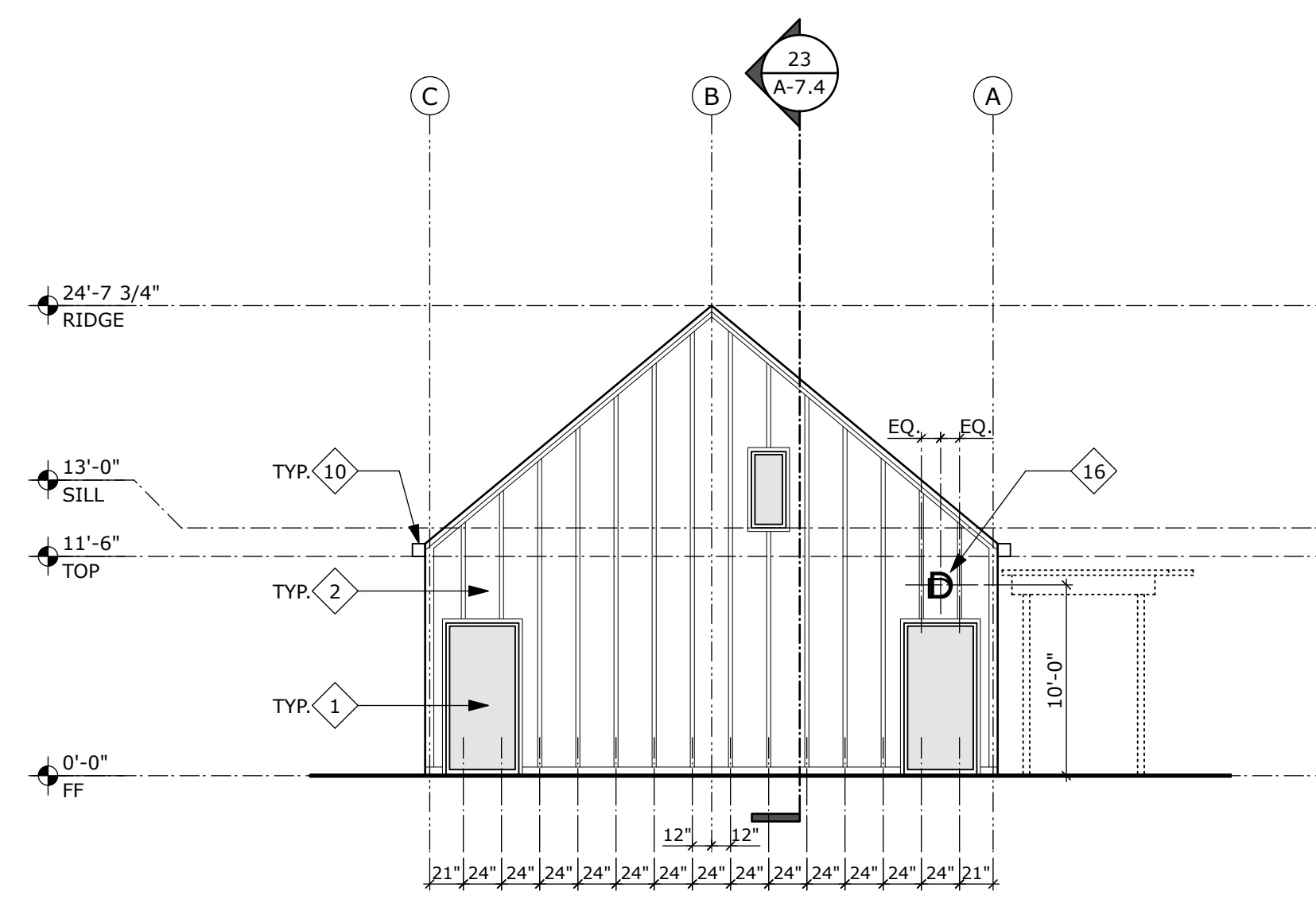
BUILDING 'C' EXTERIOR ELEVATION

1  
SCALE: 1/8" = 1'-0"

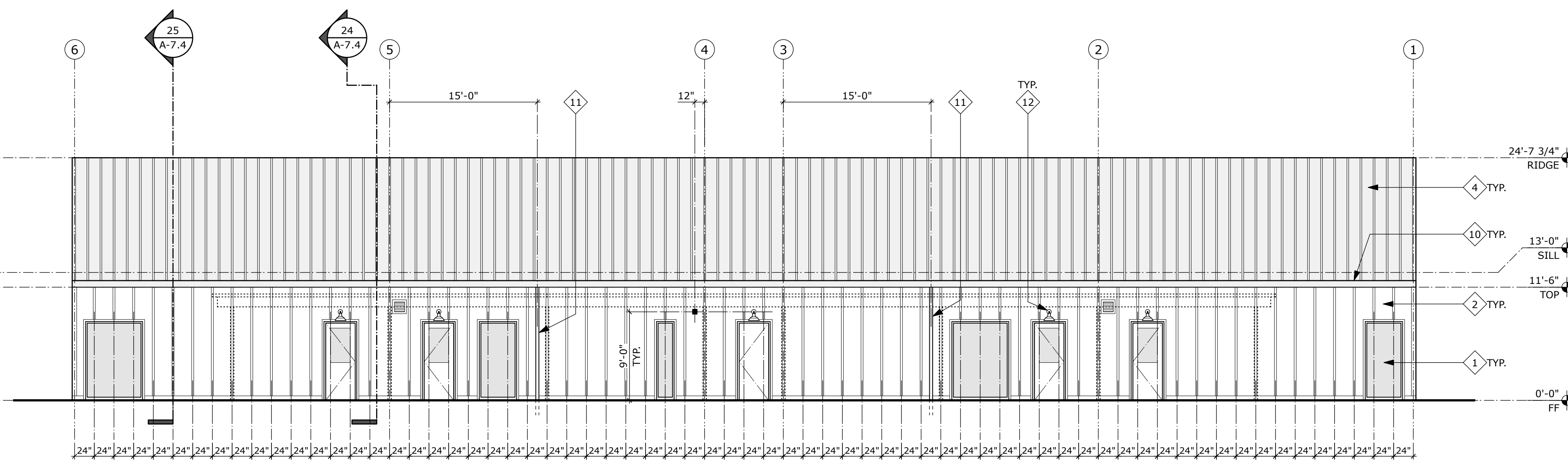
NOT DSA APPROVED

CORRAL HOLLOW  
ELEMENTARY SCHOOL  
TRACY, CA  
JEFFERSON SCHOOL DISTRICT

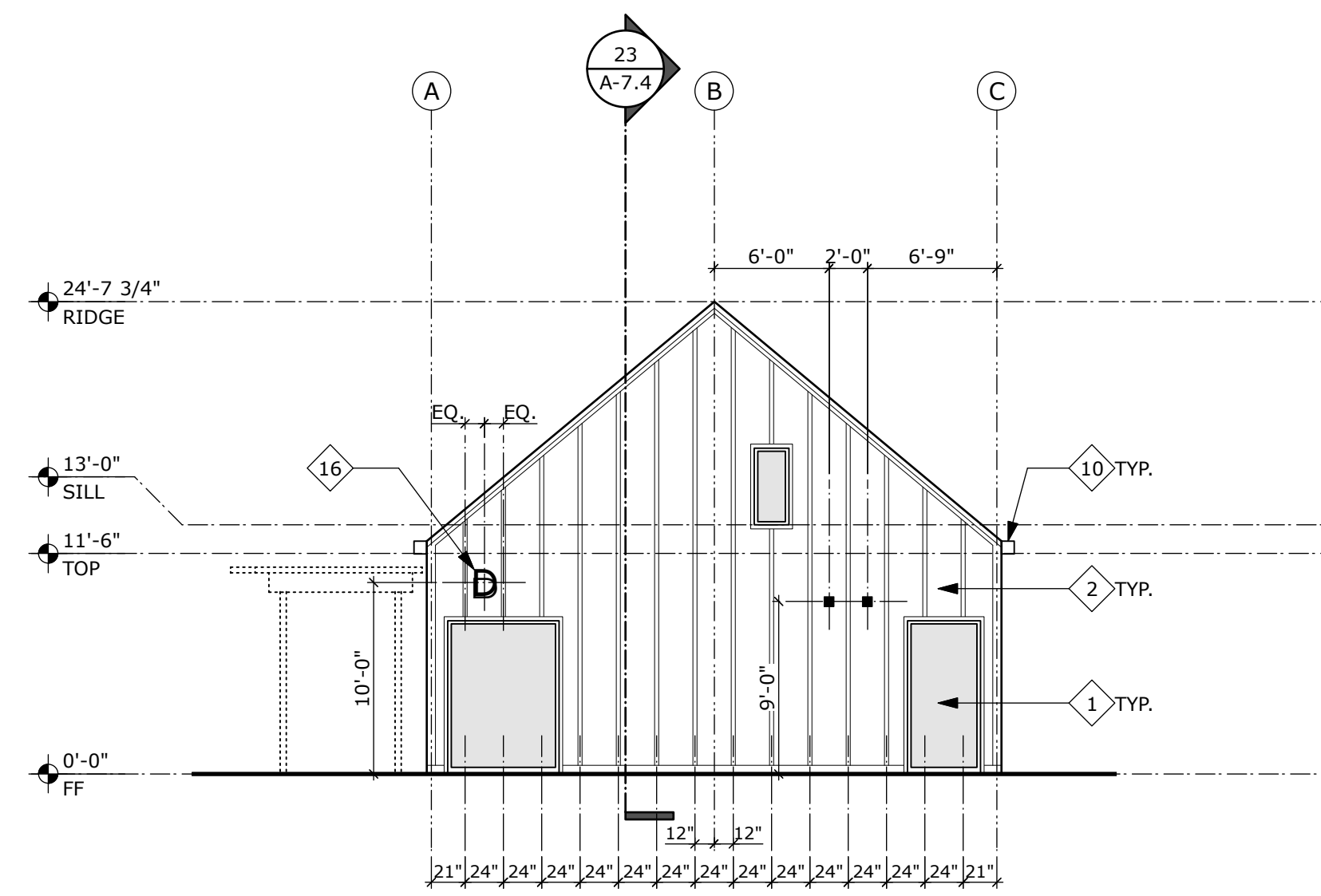
BUILDING 'C'  
EXTERIOR ELEVATIONS  
KINDERGARTEN



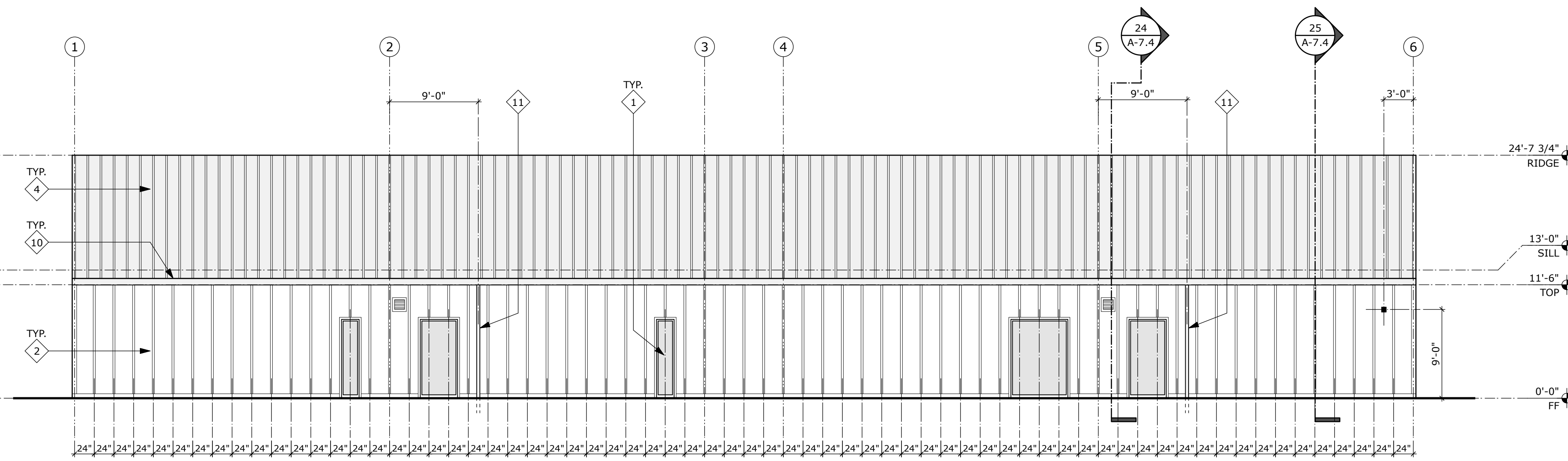
BUILDING 'F' EXTERIOR ELEVATION 8  
SCALE: 1/8" = 1'-0"



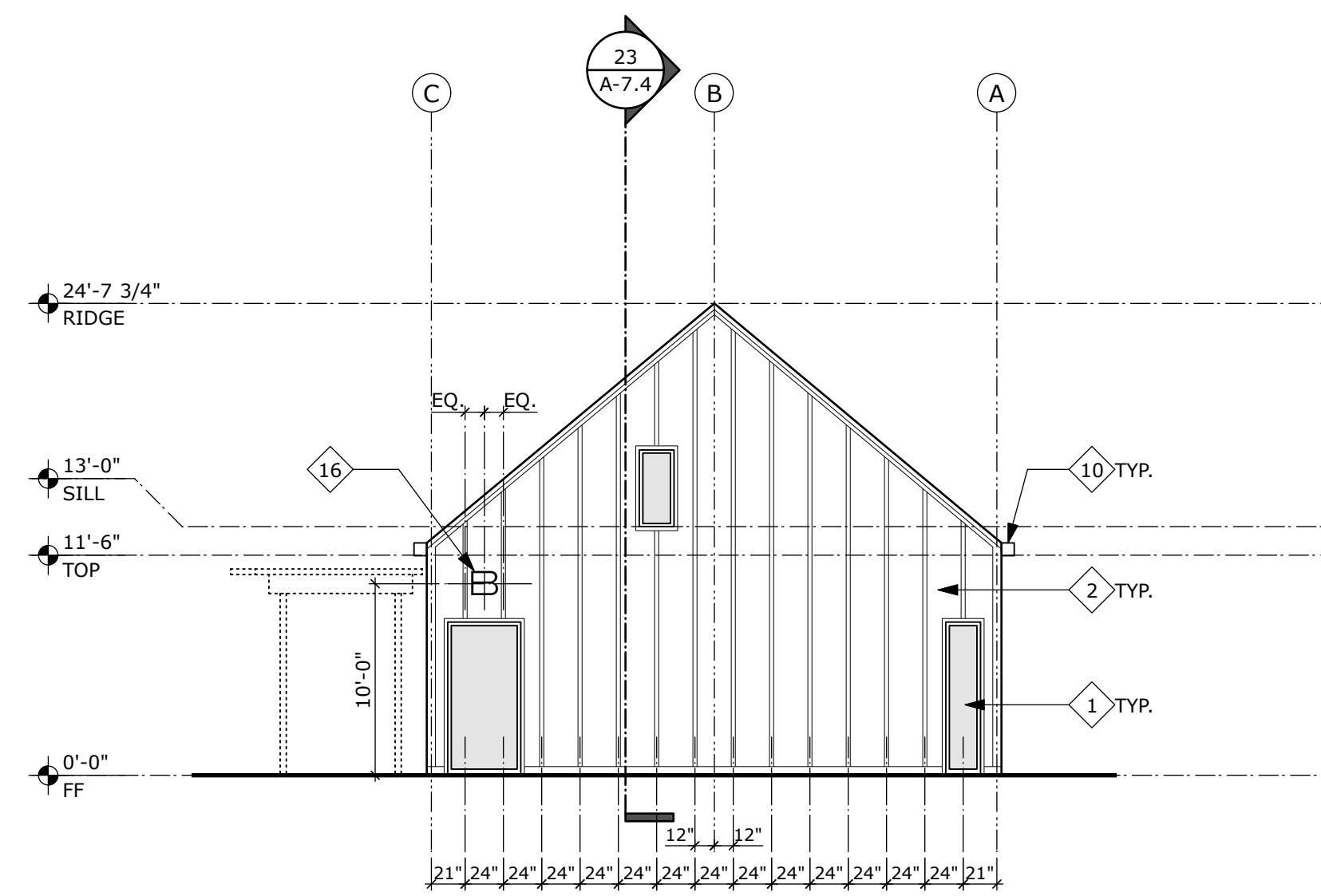
BUILDING 'F' EXTERIOR ELEVATION 7  
SCALE: 1/8" = 1'-0"



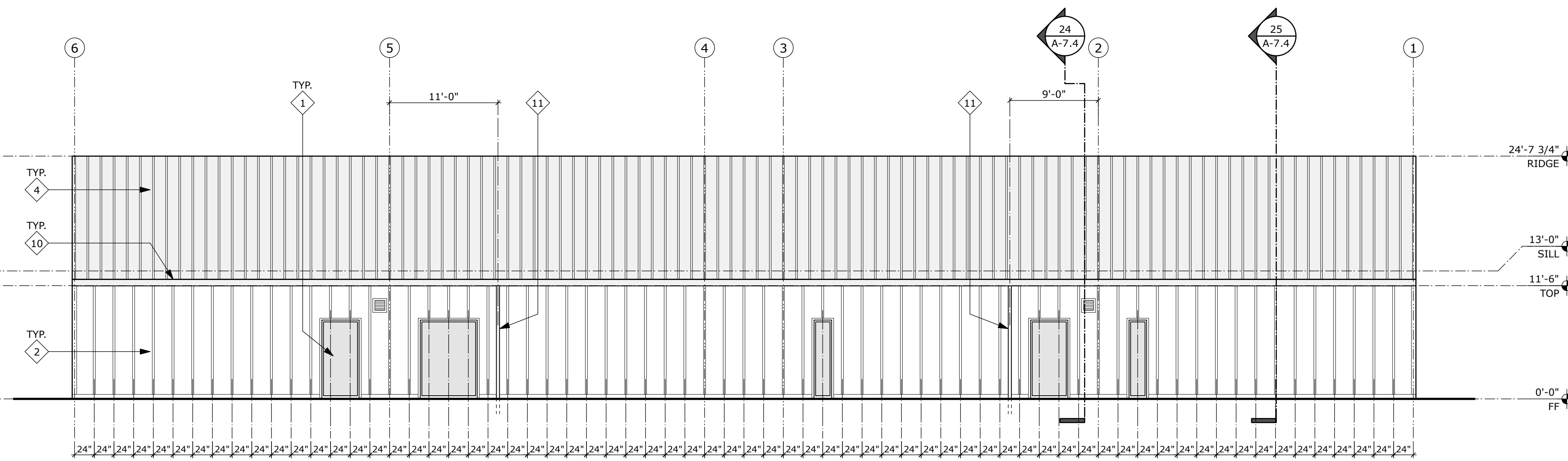
BUILDING 'F' EXTERIOR ELEVATION 6  
SCALE: 1/8" = 1'-0"



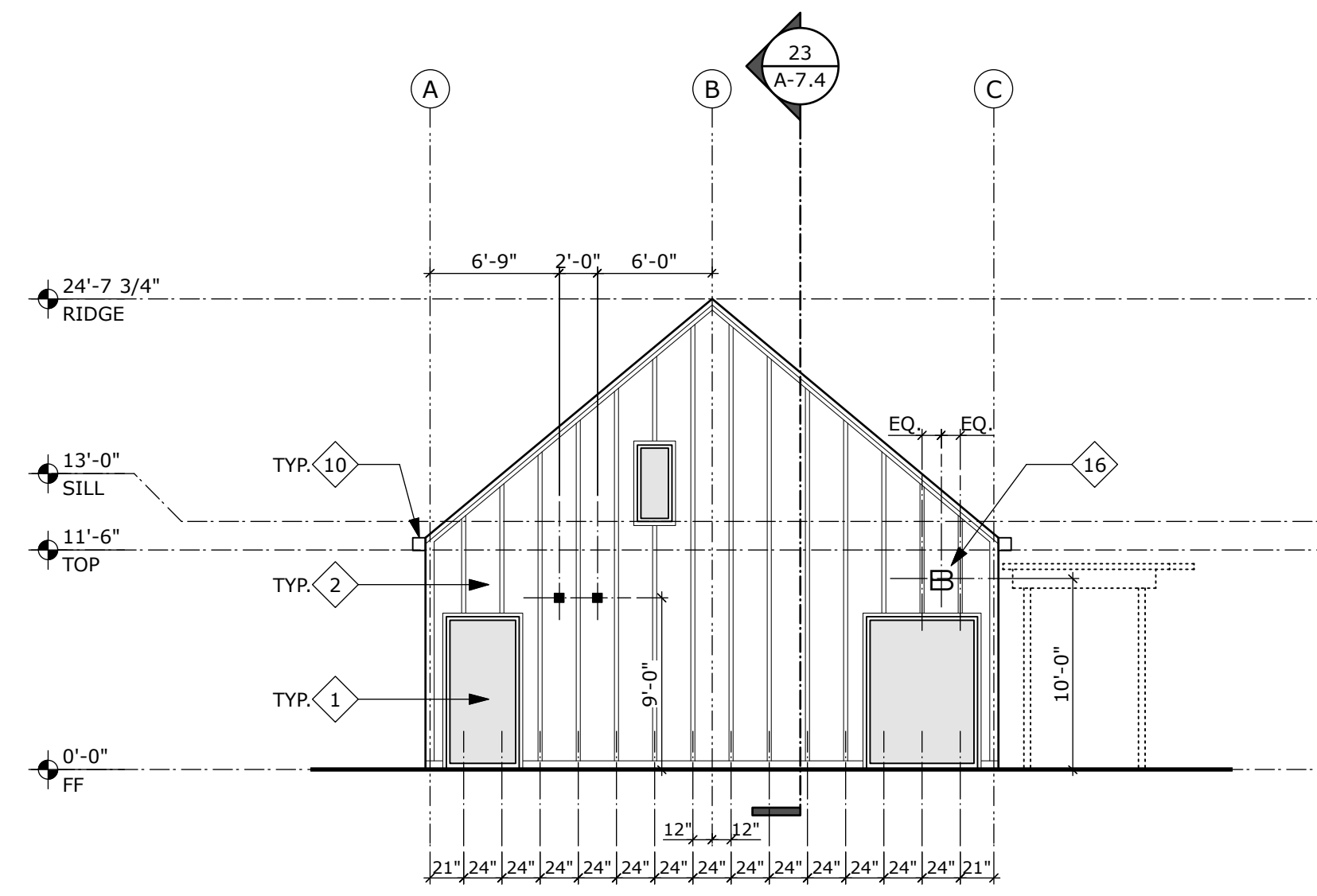
BUILDING 'F' EXTERIOR ELEVATION 5  
SCALE: 1/8" = 1'-0"



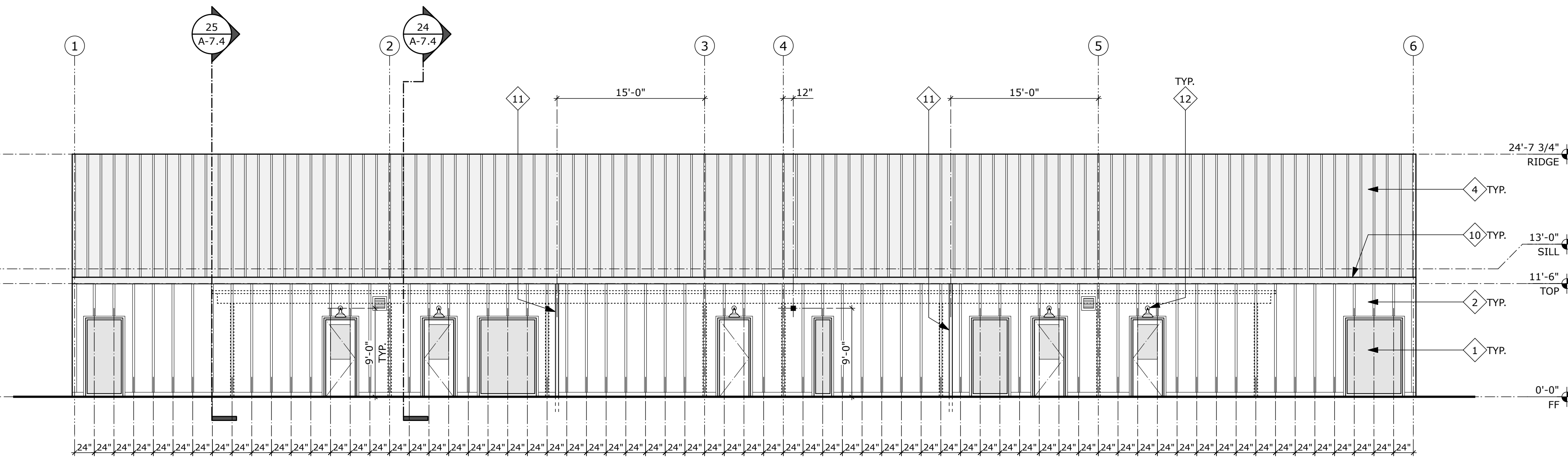
BUILDING 'D' EXTERIOR ELEVATION 4  
SCALE: 1/8" = 1'-0"



BUILDING 'D' EXTERIOR ELEVATION 3  
SCALE: 1/8" = 1'-0"



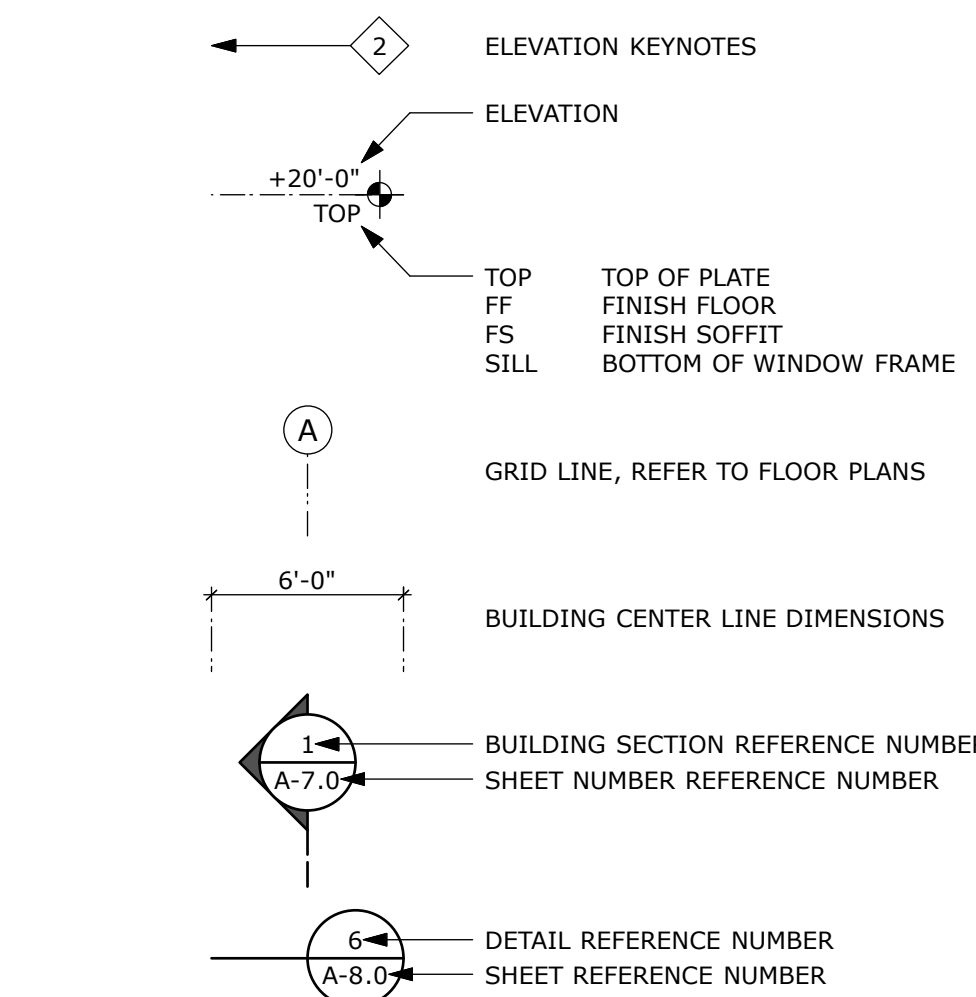
BUILDING 'D' EXTERIOR ELEVATION 2  
SCALE: 1/8" = 1'-0"



BUILDING 'D' EXTERIOR ELEVATION 1  
SCALE: 1/8" = 1'-0"

- EXTERIOR ELEVATION KEYNOTES
1. PAINTED HOLLOW METAL WINDOW/DOOR ASSEMBLY PER PLANS, OPENING SCHEDULE AND SPECIFICATIONS
  2. ENGINEERED WOOD SIDING (BOARD AND BATTEN) PER PLANS AND DETAIL 3/A-15.2
  3. ENGINEERED WOOD SIDING (SHINGLE) PER PLANS AND DETAIL 4/A-15.2
  4. PREFORMED METAL ROOFING PER SPECIFICATIONS
  5. EXPOSED PAINTED STRUCTURAL STEEL PIPE/TUBE PER STRUCTURAL DRAWINGS
  6. ELEVATOR PER DETAIL 1/A-3.9 AND SPECIFICATIONS
  7. STAIR PER DETAIL 1/A-1.14 (STAIR A), STAIR A2 AND B)
  8. CERAMIC TILE OVER 1/2" CEMENTITIOUS BOARD
  9. 4'-0" x 8'-0" x 1-1/2" CEMENTITIOUS WOOD FIBER PANELS PER DETAIL 1/A-14.1
  10. GUTTER ASSEMBLY PER DETAIL 2/A-5.8
  11. DOWNSPOUT PER DETAIL 5/A-5.8
  12. LIGHT FIXTURE PER ELECTRICAL DRAWINGS, FIXTURE JUNCTION BOX PLACED PER DIMENSIONS, WHEN INSTALLED ABOVE A DOOR, CENTER FIXTURE ON DOOR FRAME
  13. SOLID SURFACING PER SPECIFICATIONS
  14. SLIDE PER SPECIFICATIONS
  15. DRINKING FOUNTAIN PER PLUMBING DRAWINGS
  16. CAST ALUMINUM LETTERS PER DETAIL 13/A-15.0
  17. EXTERIOR FIXTURE PER ELECTRICAL DRAWING, PLACE CENTER OF FIXTURE AT 9'-0" ABOVE FINISH GRADE TYPICAL UNLESS NOTED OTHERWISE.
- (F) FIRE ALARM, (S) SPEAKER

EXTERIOR ELEVATION SYMBOLS



EXTERIOR ELEVATION SYMBOLS


NOT DSA APPROVED

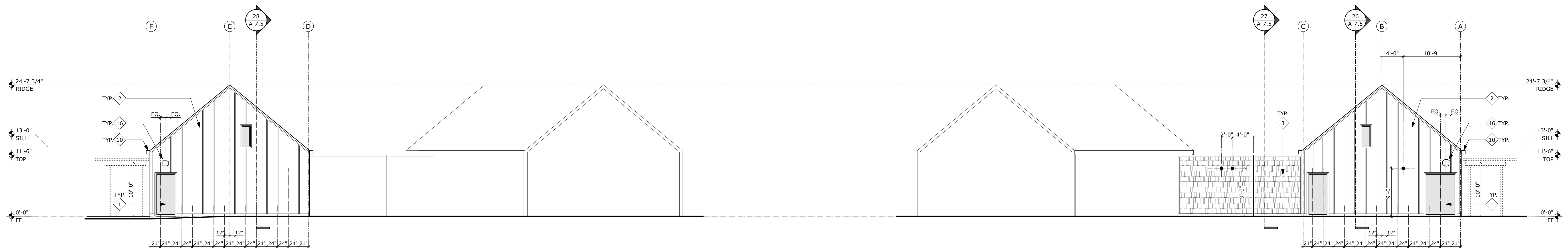
CORRAL HOLLOW  
ELEMENTARY SCHOOL

TRACY, CA  
JEFFERSON SCHOOL DISTRICT

BUILDING 'D' AND 'F'  
EXTERIOR ELEVATIONS

LOWER GRADES





BUILDING 'E' EXTERIOR ELEVATION

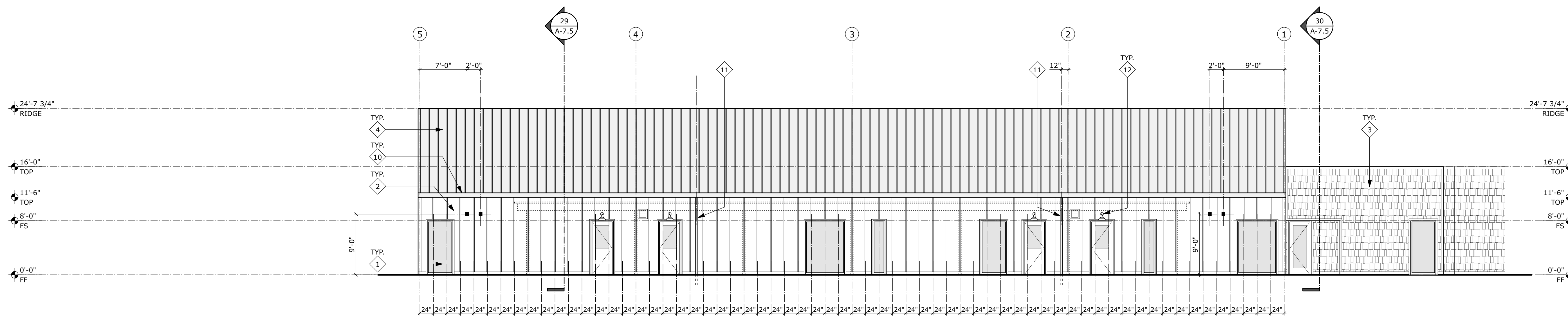
5

SCALE: 1/8" = 1'-0"

BUILDING 'E' EXTERIOR ELEVATION

4

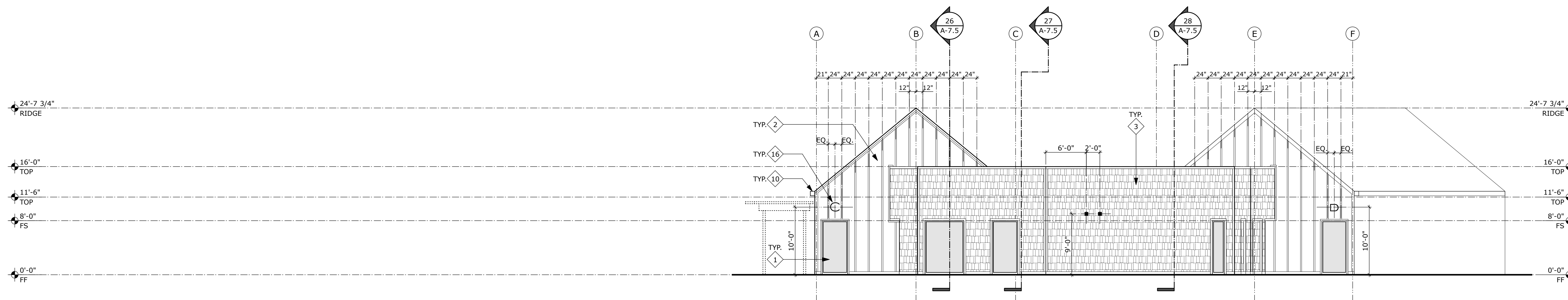
SCALE: 1/8" = 1'-0"



BUILDING 'E' EXTERIOR ELEVATION

3

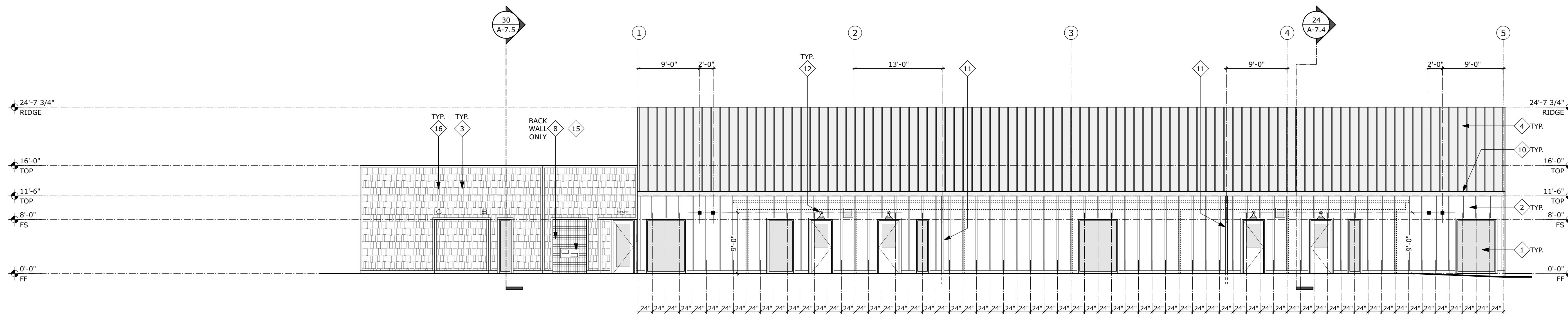
SCALE: 1/8" = 1'-0"



BUILDING 'E' EXTERIOR ELEVATION

2

SCALE: 1/8" = 1'-0"



BUILDING 'E' EXTERIOR ELEVATION

1

SCALE: 1/8" = 1'-0"

EXTERIOR ELEVATION KEYNOTES

- 2 ELEVATION KEYNOTES
- ELEVATION
- +20'-0" TOP
- TOP OF PLATE
- FF FINISH FLOOR
- FS FINISH SOFFIT
- SILL BOTTOM OF WINDOW FRAME
- A GRID LINE, REFER TO FLOOR PLANS
- 6'-0" BUILDING CENTER LINE DIMENSIONS
- 1 A-7.0 BUILDING SECTION REFERENCE NUMBER
- 1 SHEET NUMBER REFERENCE NUMBER
- 6 A-8.0 DETAIL REFERENCE NUMBER
- 8 SHEET REFERENCE NUMBER

EXTERIOR ELEVATION SYMBOLS

1. PAINTED HOLLOW METAL WINDOW/DOOR ASSEMBLY PER PLANS, OPENING SCHEDULE AND SPECIFICATIONS
  2. ENGINEERED WOOD SIDING (BOARD AND BATTEN) PER PLANS AND DETAIL 3/A-15.2
  3. ENGINEERED WOOD SIDING (SHINGLE) PER PLANS AND DETAIL 4/A-15.2
  4. PREFORMED METAL ROOFING PER SPECIFICATIONS
  5. EXPOSED PAINTED STRUCTURAL STEEL PIPE/UBE PER STRUCTURAL DRAWINGS
  6. ELEVATOR PER DETAIL 1/A-3.9 AND SPECIFICATIONS
  7. STAIR PER DETAIL 1/A-1.14 (STAIR A1, STAIR A2 AND B)
  8. CERAMIC TILE OVER 1/2" CEMENTITIOUS BOARD
  9. 4'-0" x 8'-0" x 1-1/2" CEMENTITIOUS WOOD FIBER PANELS PER DETAIL 1/A-14.1
  10. GUTTER ASSEMBLY PER DETAIL 2/A-5.8
  11. DOWNSPOUT PER DETAIL 5/A-5.8
  12. LIGHT FIXTURE PER ELECTRICAL DRAWINGS, FIXTURE JUNCTION BOX PLACED PER DIMENSIONS, WHEN INSTALLED ABOVE A DOOR, CENTER FIXTURE ON DOOR FRAME
  13. SOLID SURFACING PER SPECIFICATIONS
  14. SLIDE PER SPECIFICATIONS
  15. DRINKING FOUNTAIN PER PLUMBING DRAWINGS
  16. CAST ALUMINUM LETTERS PER DETAIL 13/A-15.0
  17. EXTERIOR FIXTURE PER ELECTRICAL DRAWING, PLACE CENTER OF FIXTURE AT 9'-0" ABOVE FINISH GRADE TYPICAL UNLESS NOTED OTHERWISE.
- (F) FIRE ALARM, (S) SPEAKER

NOT DSA APPROVED

CORRAL HOLLOW  
ELEMENTARY SCHOOL  
TRACY, CA  
JEFFERSON SCHOOL DISTRICT

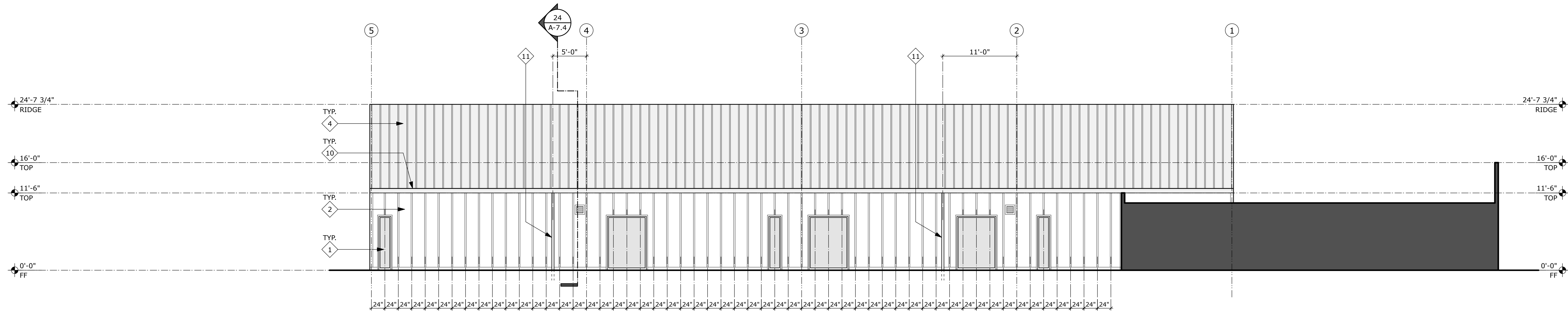
BUILDING 'E'  
EXTERIOR ELEVATIONS  
LOWER GRADES

A-6.7



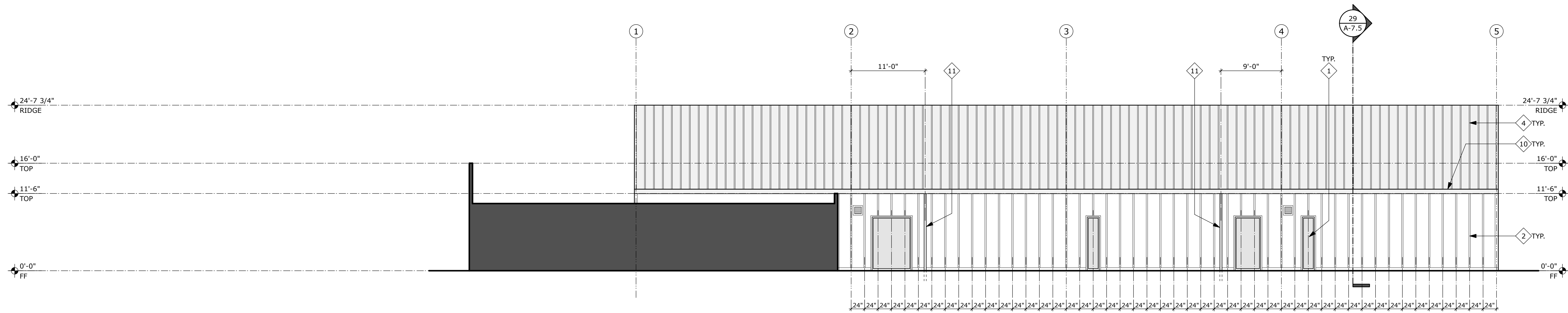
BUILDING 'E' PARTIAL EXTERIOR ELEVATIONS

3  
SCALE: 1/8" = 1'-0"



BUILDING 'E' EXTERIOR ELEVATION

2  
SCALE: 1/8" = 1'-0"

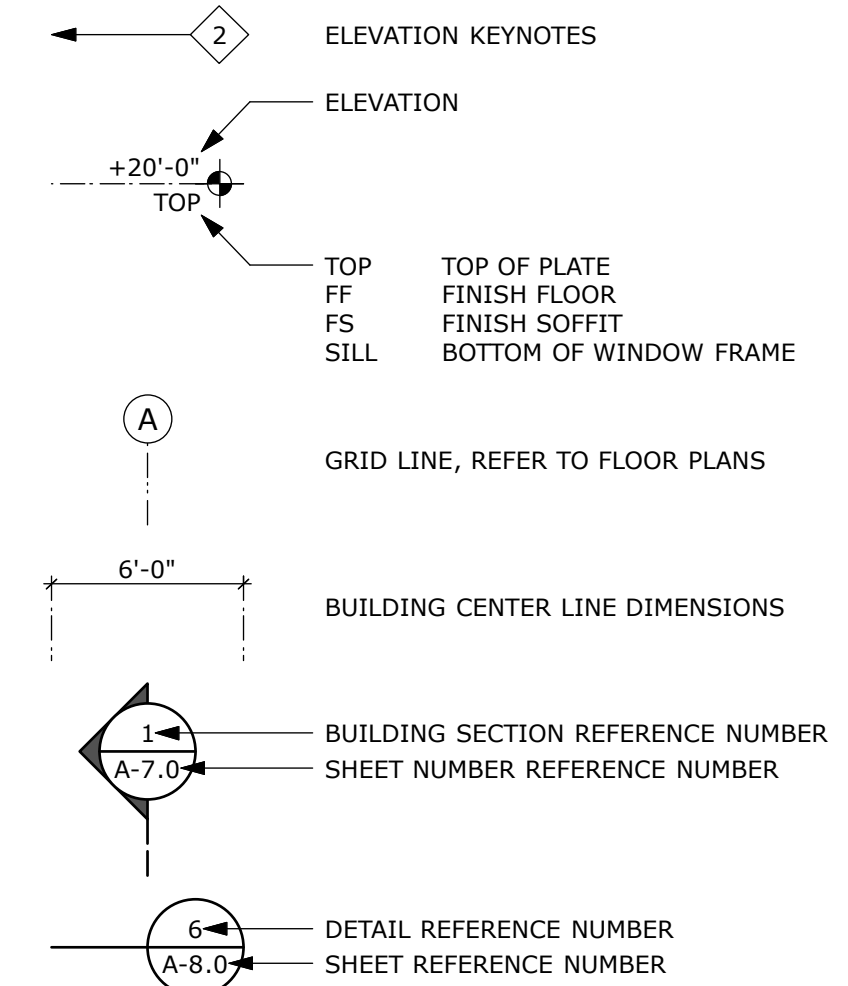


BUILDING 'E' EXTERIOR ELEVATION

1  
SCALE: 1/8" = 1'-0"

1. PAINTED HOLLOW METAL WINDOW/DOOR ASSEMBLY PER PLANS, OPENING SCHEDULE AND SPECIFICATIONS
2. ENGINEERED WOOD SIDING (BOARD AND BATTEN) PER PLANS AND DETAIL 3/A-15.2
3. ENGINEERED WOOD SIDING (SHINGLE) PER PLANS AND DETAIL 4/A-15.2
4. PREFORMED METAL ROOFING PER SPECIFICATIONS
5. EXPOSED PAINTED STRUCTURAL STEEL PIPE/TUBE PER STRUCTURAL DRAWINGS
6. ELEVATOR PER DETAIL 1/A-3.9 AND SPECIFICATIONS
7. STAIR PER DETAIL 1/A-1.14 (STAIR A1, STAIR A2 AND B)
8. CERAMIC TILE OVER 1/2" CEMENTITIOUS BOARD
9. 4'-0" x 8'-0" x 1-1/2" CEMENTITIOUS WOOD FIBER PANELS PER DETAIL 1/A-14.1
10. GUTTER ASSEMBLY PER DETAIL 2/A-5.8
11. DOWNSPOUT PER DETAIL 5/A-5.8
12. LIGHT FIXTURE PER ELECTRICAL DRAWINGS, FIXTURE JUNCTION BOX PLACED PER DIMENSIONS, WHEN INSTALLED ABOVE A DOOR, CENTER FIXTURE ON DOOR FRAME
13. SOLID SURFACING PER SPECIFICATIONS
14. SLIDE PER SPECIFICATIONS
15. DRINKING FOUNTAIN PER PLUMBING DRAWINGS
16. CAST ALUMINUM LETTERS PER DETAIL 13/A-15.0
17. EXTERIOR FIXTURE PER ELECTRICAL DRAWING, PLACE CENTER OF FIXTURE AT 9'-0" ABOVE FINISH GRADE TYPICAL UNLESS NOTED OTHERWISE.  
(F) FIRE ALARM, (S) SPEAKER

EXTERIOR ELEVATION KEYNOTES



EXTERIOR ELEVATION SYMBOLS

**NOT DSA APPROVED**

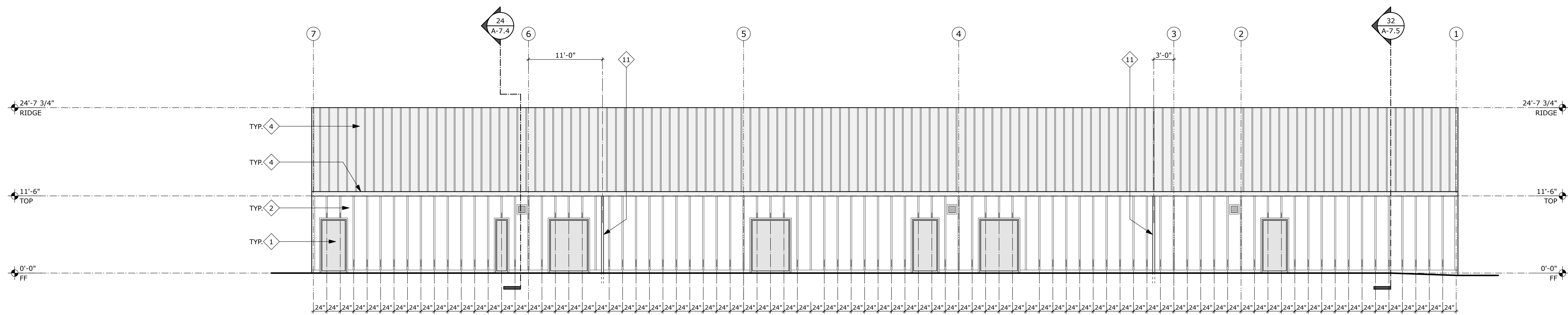
CORRAL HOLLOW  
ELEMENTARY SCHOOL  
TRACY, CA  
JEFFERSON SCHOOL DISTRICT

BUILDING 'E'  
EXTERIOR ELEVATIONS  
LOWER GRADES



BUILDING 'G' EXTERIOR ELEVATION

4  
SCALE: 1/8" = 1'-0"



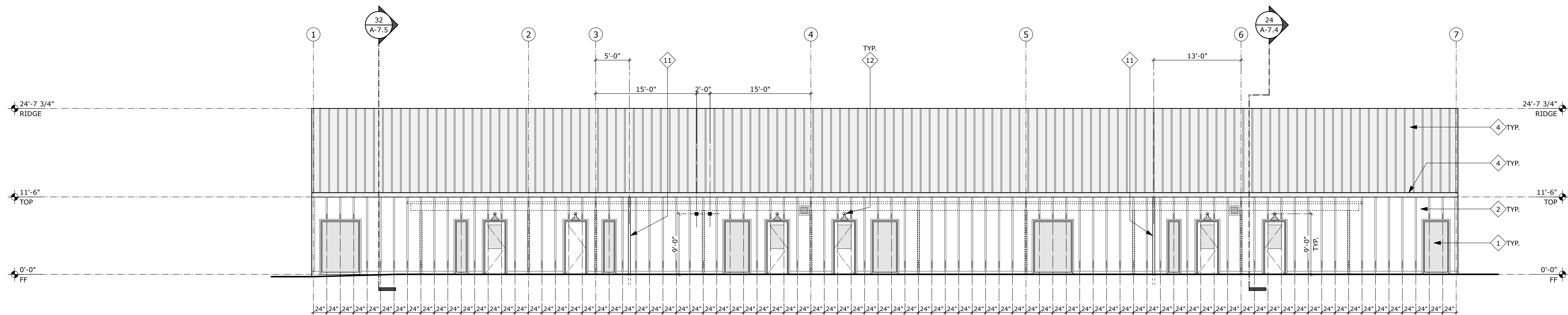
BUILDING 'G' EXTERIOR ELEVATION

3  
SCALE: 1/8" = 1'-0"



BUILDING 'G' EXTERIOR ELEVATION

2  
SCALE: 1/8" = 1'-0"

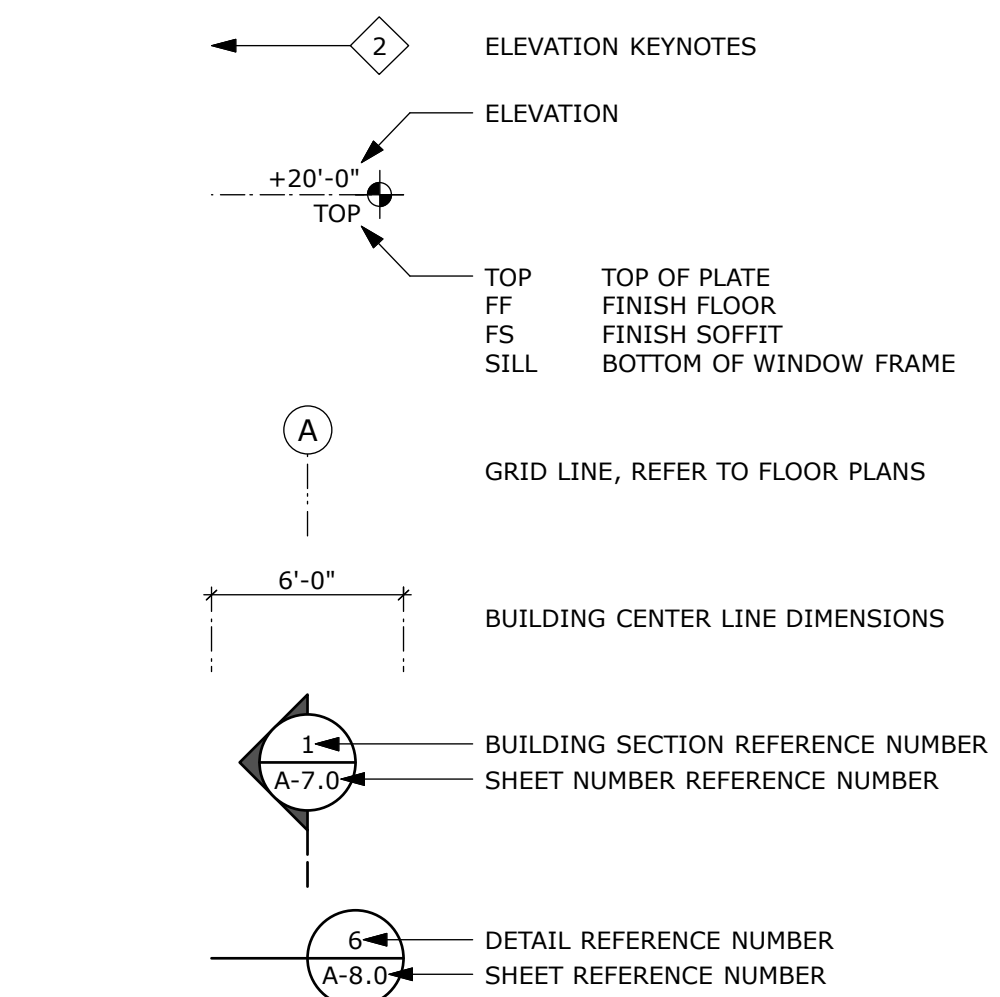


BUILDING 'G' EXTERIOR ELEVATION

1  
SCALE: 1/8" = 1'-0"

1. PAINTED HOLLOW METAL WINDOW/DOOR ASSEMBLY PER PLANS, OPENING SCHEDULE AND SPECIFICATIONS
  2. ENGINEERED WOOD SIDING (BOARD AND BATTEN) PER PLANS AND DETAIL 3/A-15.2
  3. ENGINEERED WOOD SIDING (SHINGLE) PER PLANS AND DETAIL 4/A-15.2
  4. PREFORMED METAL ROOFING PER SPECIFICATIONS
  5. EXPOSED PAINTED STRUCTURAL STEEL PIPE/TUBE PER STRUCTURAL DRAWINGS
  6. ELEVATOR PER DETAIL 1/A-3.9 AND SPECIFICATIONS
  7. STAIR PER DETAIL 1/A-1.14 (STAIR A1, STAIR A2 AND B)
  8. CERAMIC TILE OVER 1/2" CEMENTITIOUS BOARD
  9. 4'-0" x 8'-0" x 1-1/2" CEMENTITIOUS WOOD FIBER PANELS PER DETAIL 1/A-14.1
  10. GUTTER ASSEMBLY PER DETAIL 2/A-5.8
  11. DOWNSPOUT PER DETAIL 5/A-5.8
  12. LIGHT FIXTURE PER ELECTRICAL DRAWINGS, FIXTURE JUNCTION BOX PLACED PER DIMENSIONS, WHEN INSTALLED ABOVE A DOOR, CENTER FIXTURE ON DOOR FRAME
  13. SOLID SURFACING PER SPECIFICATIONS
  14. SLIDE PER SPECIFICATIONS
  15. DRINKING FOUNTAIN PER PLUMBING DRAWINGS
  16. CAST ALUMINUM LETTERS PER DETAIL 13/A-15.0
  17. EXTERIOR FIXTURE PER ELECTRICAL DRAWING, PLACE CENTER OF FIXTURE AT 9'-0" ABOVE FINISH GRADE TYPICAL UNLESS NOTED OTHERWISE.
- (F) FIRE ALARM, (S) SPEAKER

EXTERIOR ELEVATION KEYNOTES




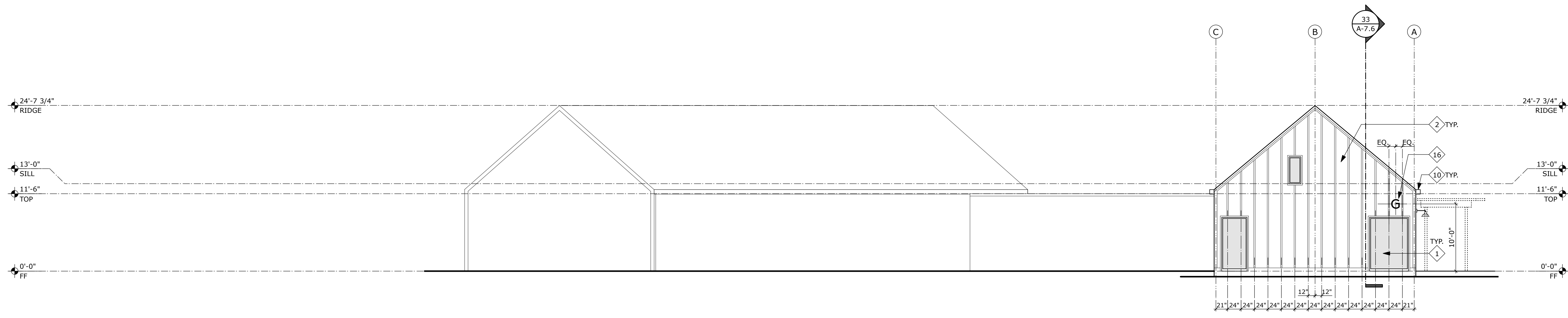
EXTERIOR ELEVATION SYMBOLS

NOT DSA APPROVED

CORRAL HOLLOW  
ELEMENTARY SCHOOL  
TRACY, CA  
JEFFERSON SCHOOL DISTRICT

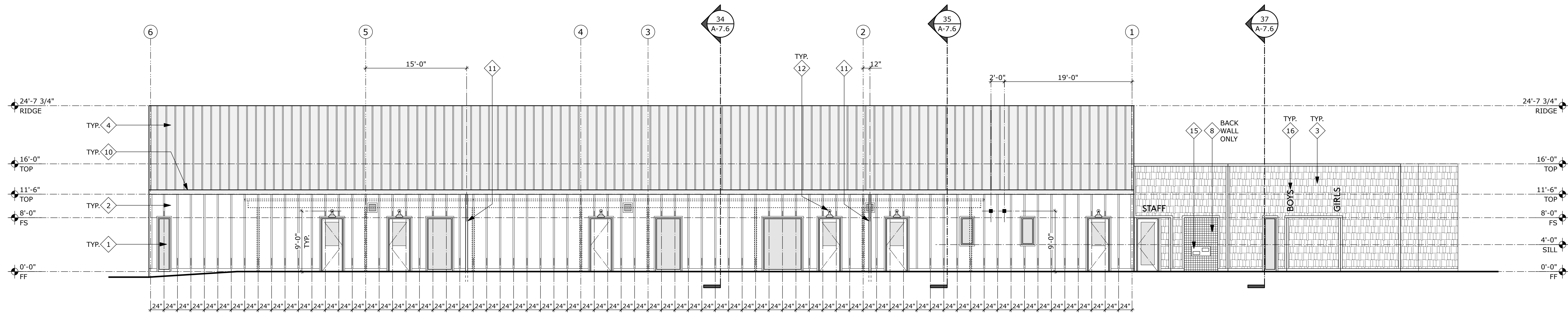
BUILDING 'G'  
EXTERIOR ELEVATIONS  
UPPER GRADES





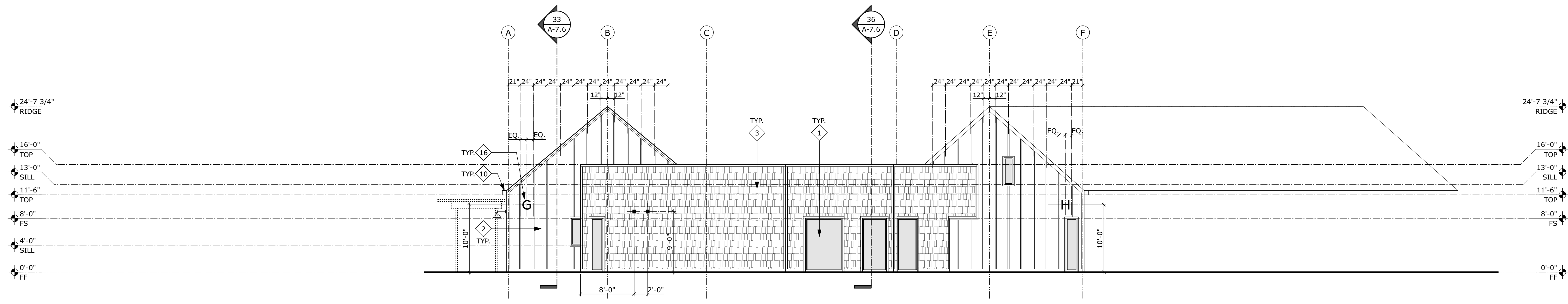
BUILDING 'H' EXTERIOR ELEVATION

4  
SCALE: 1/8" = 1'-0"



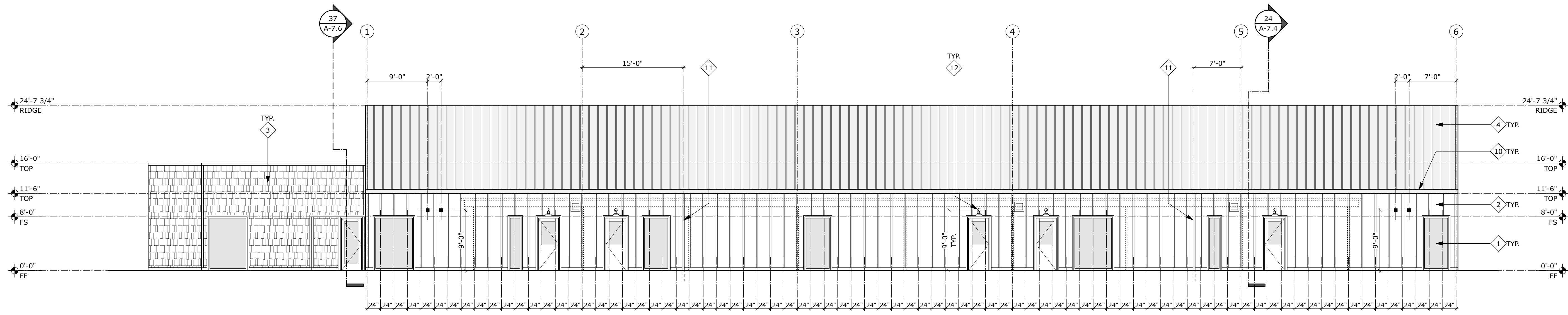
BUILDING 'H' EXTERIOR ELEVATION

3  
SCALE: 1/8" = 1'-0"



BUILDING 'H' EXTERIOR ELEVATION

2  
SCALE: 1/8" = 1'-0"

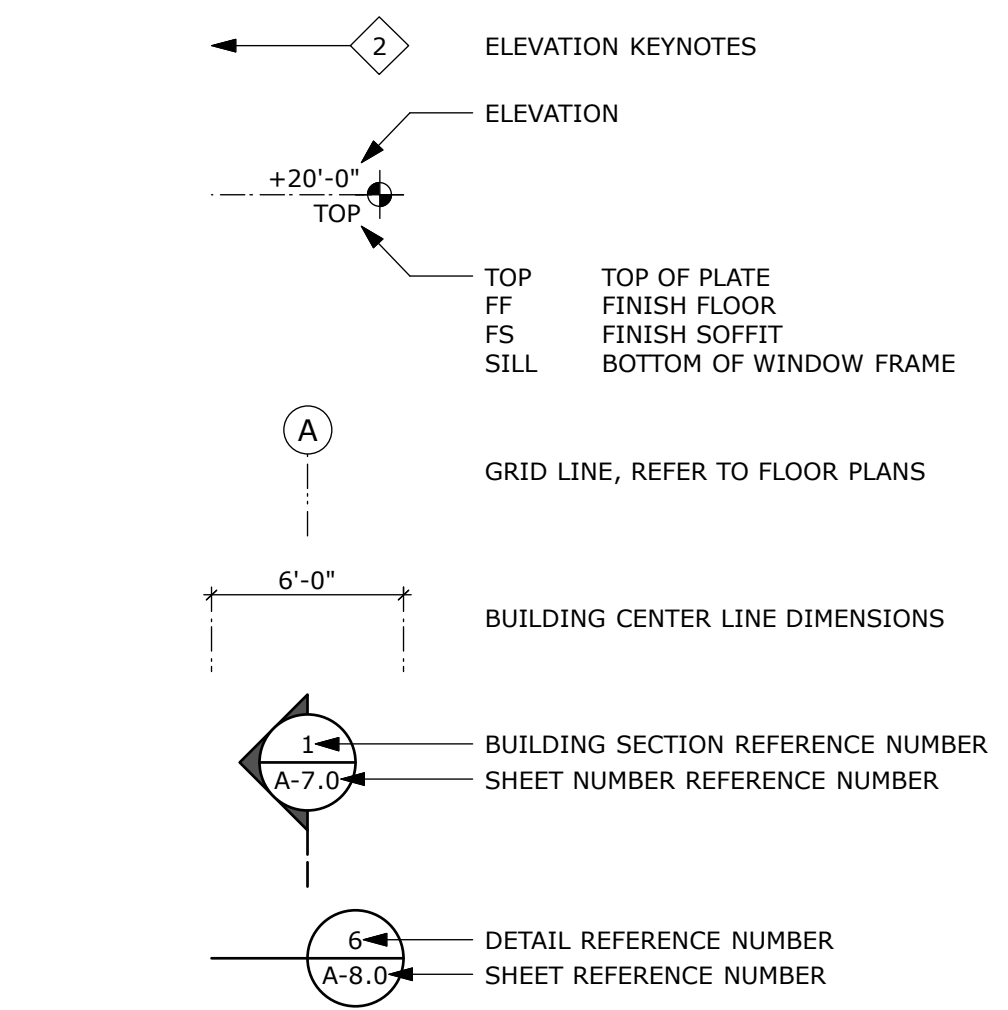


BUILDING 'H' EXTERIOR ELEVATION


1  
SCALE: 1/8" = 1'-0"

1. PAINTED HOLLOW METAL WINDOW/DOOR ASSEMBLY PER PLANS, OPENING SCHEDULE AND SPECIFICATIONS
2. ENGINEERED WOOD SIDING (BOARD AND BATTEN) PER PLANS AND DETAIL 3/A-15.2
3. ENGINEERED WOOD SIDING (SHINGLE) PER PLANS AND DETAIL 4/A-15.2
4. PREFORMED METAL ROOFING PER SPECIFICATIONS
5. EXPOSED PAINTED STRUCTURAL STEEL PIPE/TUBE PER STRUCTURAL DRAWINGS
6. ELEVATOR PER DETAIL 1/A-3.9 AND SPECIFICATIONS
7. STAIR PER DETAIL 1/A-1.14 (STAIR A1, STAIR A2 AND B)
8. CERAMIC TILE OVER 1/2" CEMENTITIOUS BOARD
9. 4'-0" x 8'-0" x 1-1/2" CEMENTITIOUS WOOD FIBER PANELS PER DETAIL 1/A-14.1
10. GUTTER ASSEMBLY PER DETAIL 2/A-5.8
11. DOWNSPOUT PER DETAIL 5/A-5.8
12. LIGHT FIXTURE PER ELECTRICAL DRAWINGS, FIXTURE JUNCTION BOX PLACED PER DIMENSIONS, WHEN INSTALLED ABOVE A DOOR, CENTER FIXTURE ON DOOR FRAME
13. SOLID SURFACING PER SPECIFICATIONS
14. SLIDE PER SPECIFICATIONS
15. DRINKING FOUNTAIN PER PLUMBING DRAWINGS
16. CAST ALUMINUM LETTERS PER DETAIL 13/A-15.0
17. EXTERIOR FIXTURE PER ELECTRICAL DRAWING, PLACE CENTER OF FIXTURE AT 9'-0" ABOVE FINISH GRADE TYPICAL UNLESS NOTED OTHERWISE.
- (F) FIRE ALARM, (S) SPEAKER

EXTERIOR ELEVATION KEYNOTES



EXTERIOR ELEVATION SYMBOLS



**NOT DSA APPROVED**

CORRAL HOLLOW  
ELEMENTARY SCHOOL  
TRACY, CA  
JEFFERSON SCHOOL DISTRICT

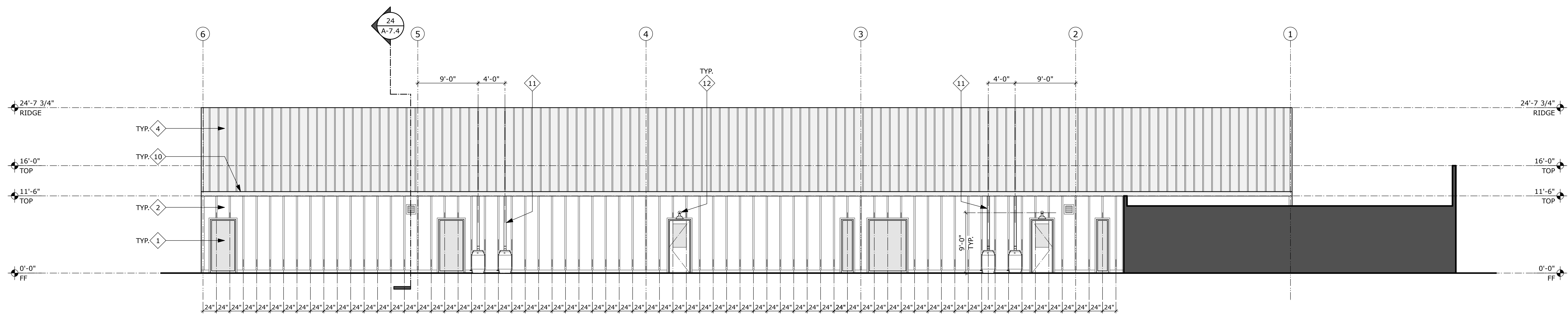
BUILDING 'H'  
EXTERIOR ELEVATIONS  
UPPER GRADES





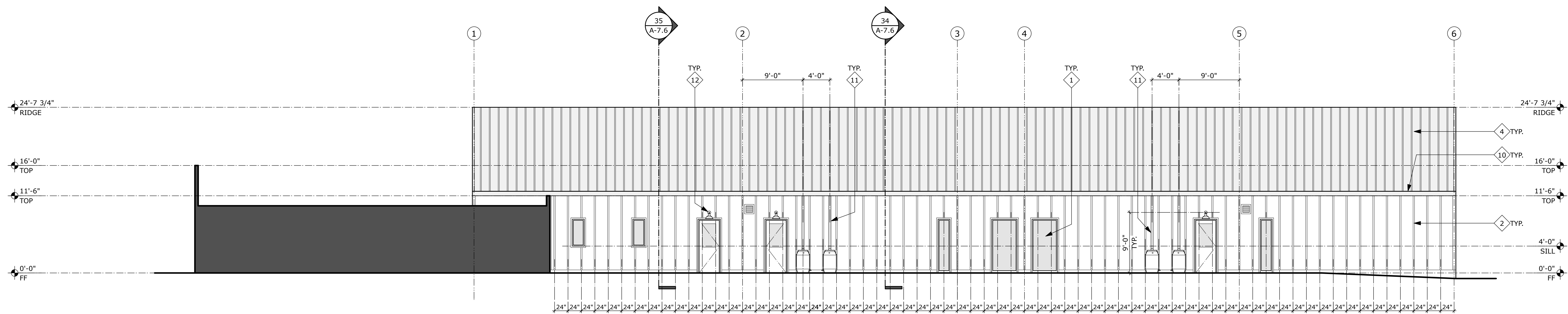
BUILDING 'H' PARTIAL EXTERIOR ELEVATIONS

4  
SCALE: 1/8" = 1'-0"



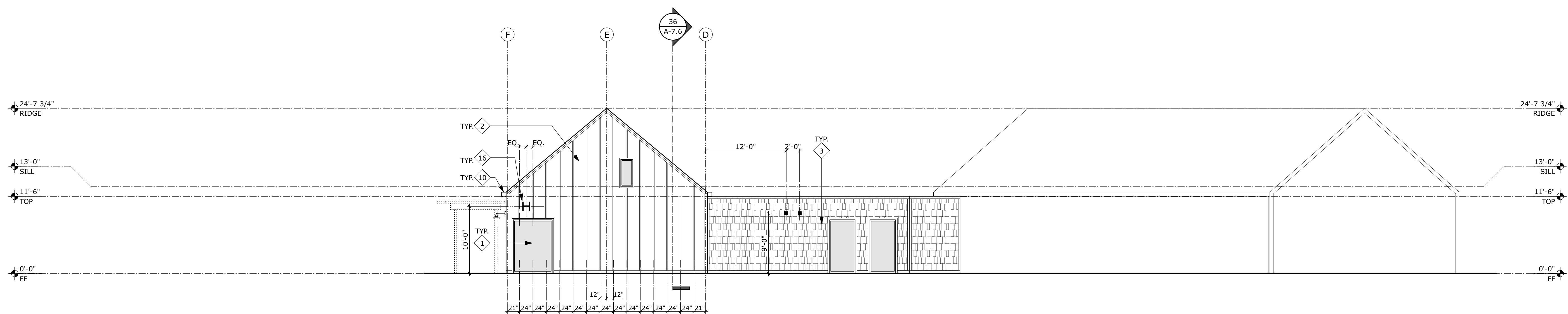
BUILDING 'H' EXTERIOR ELEVATION

3  
SCALE: 1/8" = 1'-0"



BUILDING 'H' EXTERIOR ELEVATION

2  
SCALE: 1/8" = 1'-0"

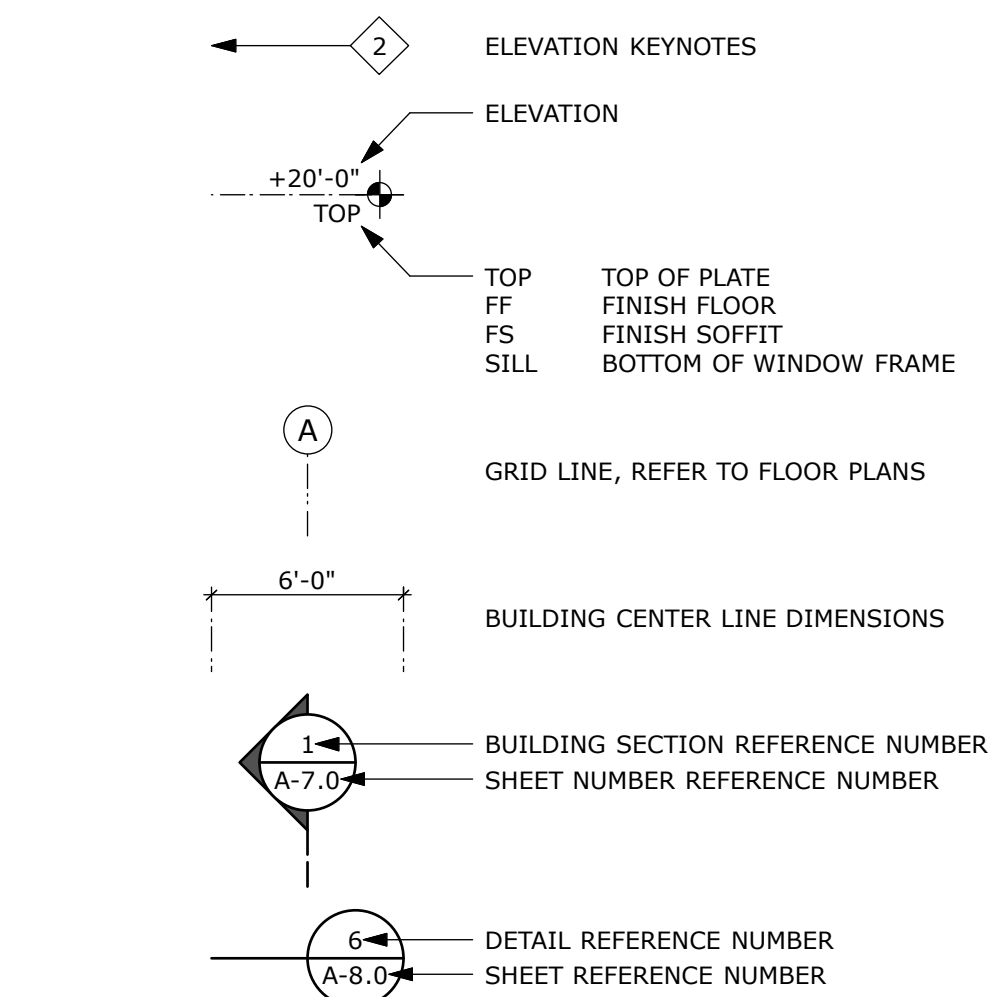


BUILDING 'H' EXTERIOR ELEVATION

1  
SCALE: 1/8" = 1'-0"

1. PAINTED HOLLOW METAL WINDOW/DOOR ASSEMBLY PER PLANS, OPENING SCHEDULE AND SPECIFICATIONS
  2. ENGINEERED WOOD SIDING (BOARD AND BATTEN) PER PLANS AND DETAIL 3/A-15.2
  3. ENGINEERED WOOD SIDING (SHINGLE) PER PLANS AND DETAIL 4/A-15.2
  4. PREFORMED METAL ROOFING PER SPECIFICATIONS
  5. EXPOSED PAINTED STRUCTURAL STEEL PIPE/TUBE PER STRUCTURAL DRAWINGS
  6. ELEVATOR PER DETAIL 1/A-3.9 AND SPECIFICATIONS
  7. STAIR PER DETAIL 1/A-1.14 (STAIR A1, STAIR A2 AND B)
  8. CERAMIC TILE OVER 1/2" CEMENTITIOUS BOARD
  9. 4'-0" x 8'-0" x 1-1/2" CEMENTITIOUS WOOD FIBER PANELS PER DETAIL 1/A-14.1
  10. GUTTER ASSEMBLY PER DETAIL 2/A-5.8
  11. DOWNSPOUT PER DETAIL 5/A-5.8
  12. LIGHT FIXTURE PER ELECTRICAL DRAWINGS, FIXTURE JUNCTION BOX PLACED PER DIMENSIONS, WHEN INSTALLED ABOVE A DOOR, CENTER FIXTURE ON DOOR FRAME
  13. SOLID SURFACING PER SPECIFICATIONS
  14. SLIDE PER SPECIFICATIONS
  15. DRINKING FOUNTAIN PER PLUMBING DRAWINGS
  16. CAST ALUMINUM LETTERS PER DETAIL 13/A-15.0
  17. EXTERIOR FIXTURE PER ELECTRICAL DRAWING, PLACE CENTER OF FIXTURE AT 9'-0" ABOVE FINISH GRADE TYPICAL UNLESS NOTED OTHERWISE.
- (F) FIRE ALARM, (S) SPEAKER

EXTERIOR ELEVATION KEYNOTES



EXTERIOR ELEVATION SYMBOLS

**NOT DSA APPROVED**

CORRAL HOLLOW  
ELEMENTARY SCHOOL  
TRACY, CA  
JEFFERSON SCHOOL DISTRICT

BUILDING 'H'  
EXTERIOR ELEVATIONS  
UPPER GRADES